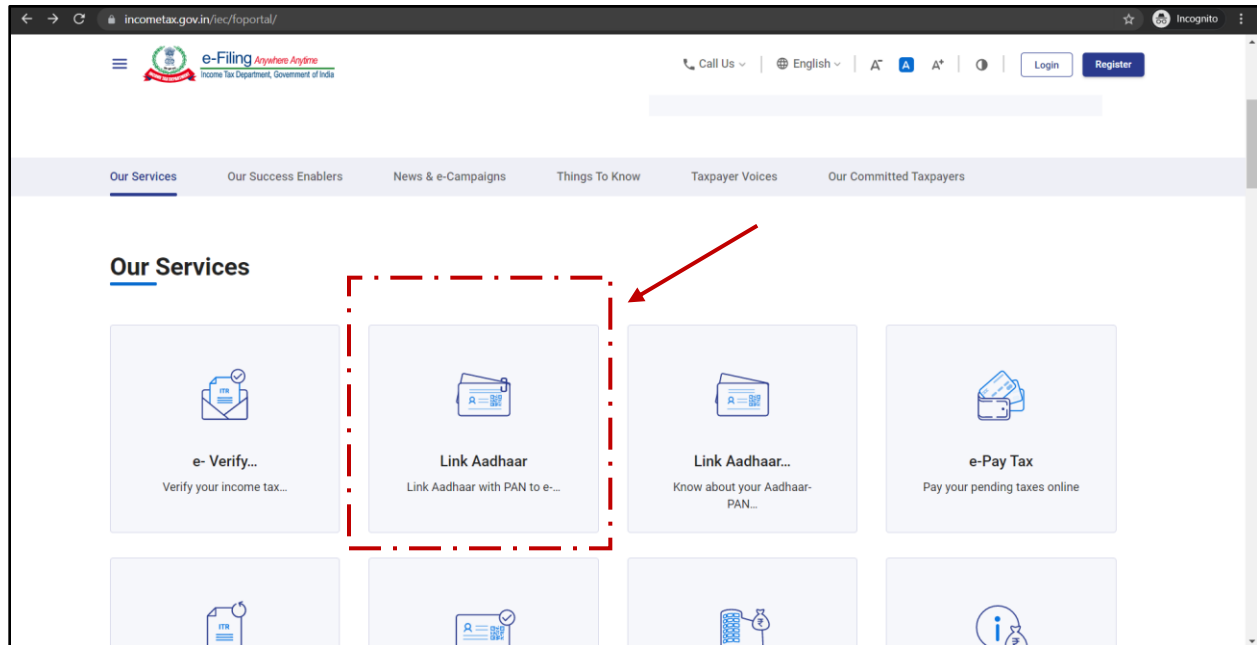


## To Link PAN and Aadhaar via Income Tax website

1. Head to the Income Tax Department website (<http://www.incometax.gov.in/>)
2. Scroll down to find the “Link Aadhaar” tab under the “Our Services” section. Click on the same.



3. Enter the details requested i.e. PAN, Aadhaar Number etc.  
Check the “I have only year of birth in Aadhaar card” box, if applicable.  
Check the “ I agree to validate my Aadhaar details” box.

The screenshot shows the 'Link Aadhaar' form on the Income Tax Department website. The form includes the following fields and options:

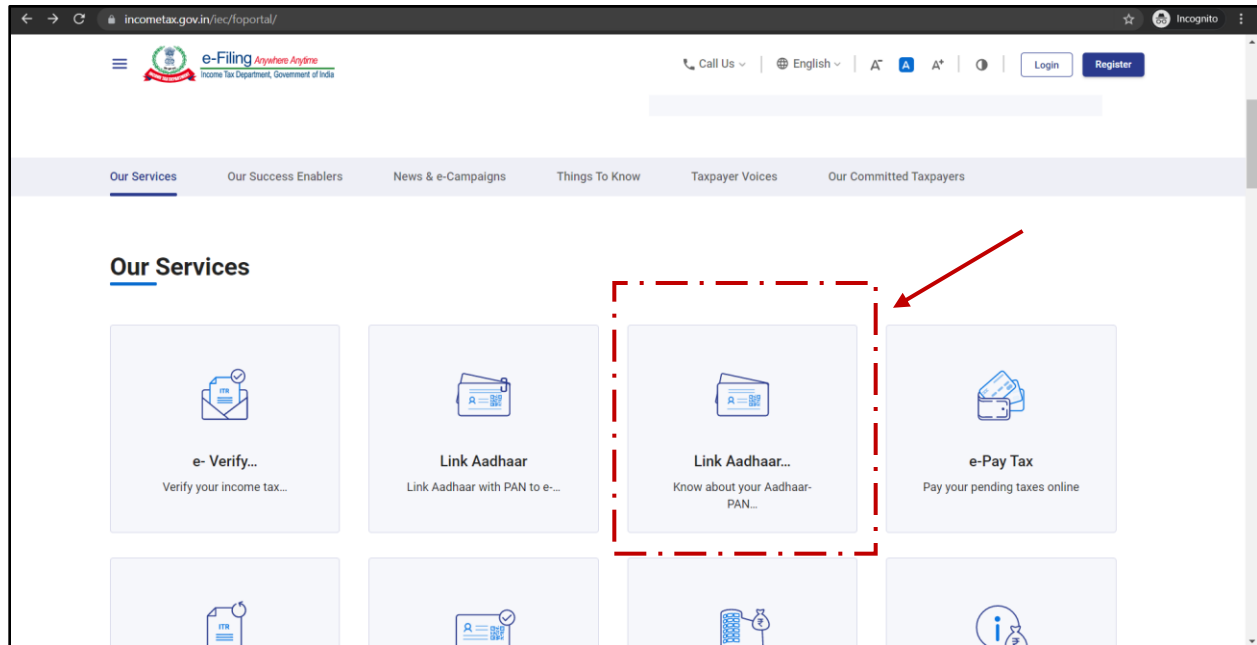
- Enter the following details :
- PAN \*
- Aadhaar Number \*
- Name as per Aadhaar \*
- Mobile Number \*
- I have only year of birth in Aadhaar card
- I agree to validate my Aadhaar details

A red arrow points to the 'Link Aadhaar >' button at the bottom right of the form.

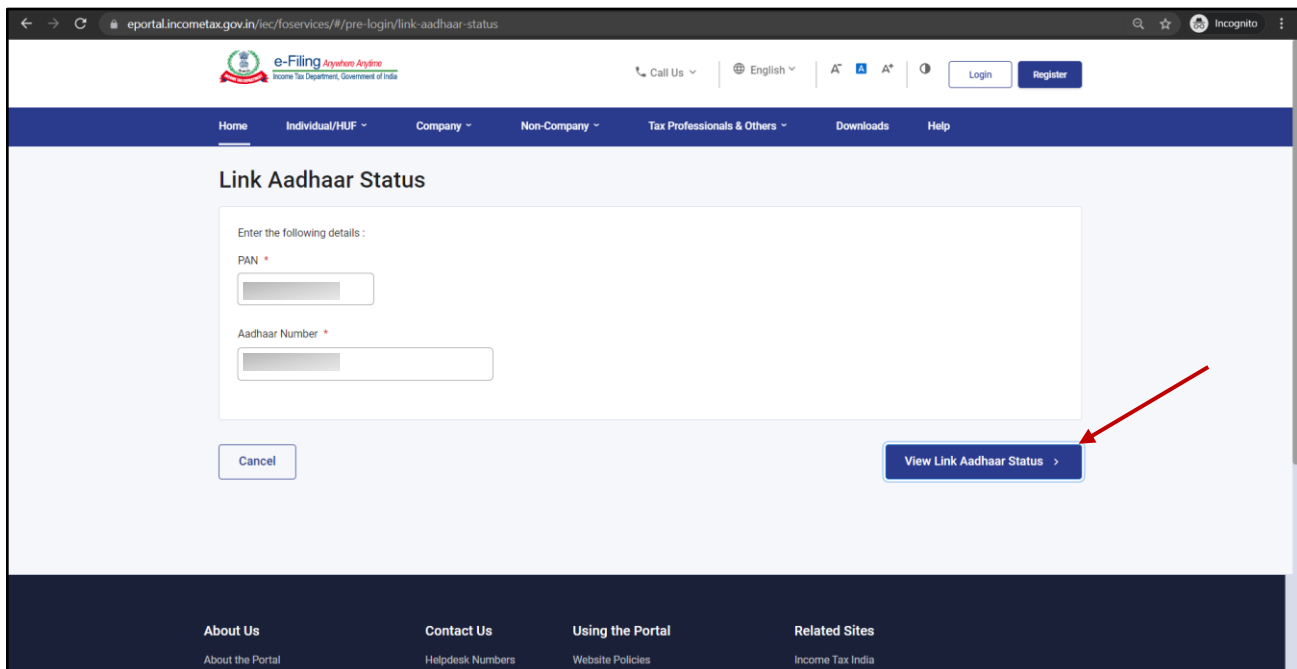
Click on the “Link Aadhaar” box after entering details.

## To check current Aadhaar link status via Income Tax website

1. Head to the Income Tax Department website (<http://www.incometax.gov.in/>)
2. Scroll down to find the “Link Aadhaar Status” tab under the “Our Services” section. Click on the same.



3. Enter the details requested i.e. PAN, Aadhaar Number.



Click on the “View Link Aadhaar Status” box after entering details.  
A dialog box appears, showing current link status

## To Link/Check PAN and Aadhaar via SMS

1. Send an SMS from your Registered Mobile Number, in the following format
  - a. UIDPAN <12 Digit Aadhaar> <10 Digit PAN>
  - b. Send SMS to 567678 or 56161
  - c. You will receive a message indicating that the linking procedure has been initiated
  - d. In case your PAN and Aadhaar are already linked, you will receive a message specifying that your <PAN Number > is linked with <Aadhaar Number> in the database

