

GREAT INDIAN EQUITY SALE

NFO STARTING 29TH JULY

Introducing

Motilal Oswal S&P BSE Enhanced Value ETF

**THINK EQUITY
THINK MOTILAL OSWAL**

NFO PERIOD

29th July 2022 - 12th August 2022

 **ICICI direct.com**
Investments at Your Fingertips

INDEX FUNDS
by MOTILAL OSWAL

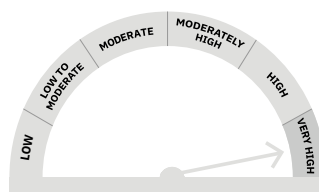
Name of the scheme

Motilal Oswal S&P BSE Enhanced Value ETF (An open ended scheme replicating / tracking the S&P BSE Enhanced Value Total Return Index) BSE Scrip Code and NSE Symbol: The scheme is proposed to be listed on Bombay Stock Exchange Limited and National Stock Exchange of India Limited. Please note that the scrip code and NSE symbol will be generated post listing of the scheme.

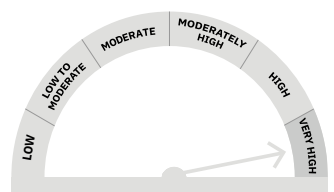
This product is suitable for investors who are seeking*

- Return that corresponds to the performance of S&P BSE Enhanced Value Total Return Index subject to tracking error.
- Long term capital growth.

Scheme Riskometer



S&P BSE Enhanced Value Total Return Index



Investors understand that their principal will be at Very High risk

*Investors should consult their financial advisers if in doubt about whether the product is suitable for them.

Mutual Fund investments are subject to market risks, read all scheme related documents carefully.

Motilal Oswal S&P BSE Enhanced Value ETF

About S&P BSE Enhanced Value Index

The S&P BSE Enhanced Value Index is designed to measure the performance of the top 30 companies in the S&P BSE LargeMidCap with the most attractive valuations, as measured by P/E, P/B, and P/S ratios

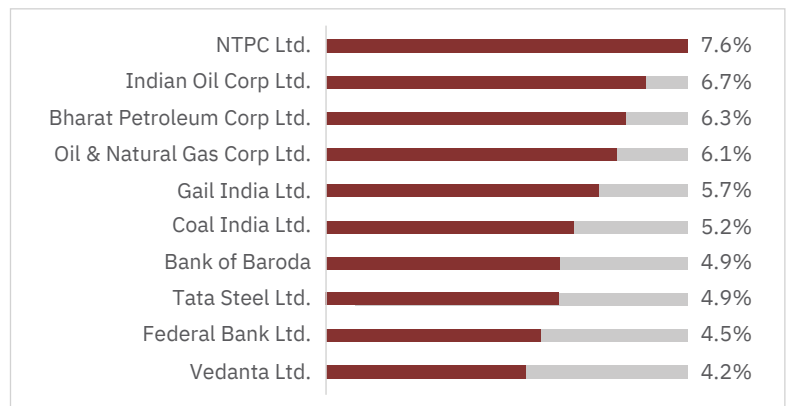
Key Attributes of S&P BSE Enhanced Value Index



Index Performance (Annualised)

Period	Returns	Risk
1 Year	0.9%	24.0%
3 Year	13.9%	28.7%
5 Year	6.4%	26.1%
10 Year	9.1%	25.4%
15 Year	9.9%	27.7%

Index: Top 10 Stocks



Source: S&P BSE; Performance Data as of close of 30-Jun-2007 to 30-Jun-2022. Hypothetical performance results may have inherent limitations and no representation is being made that any investor will, or is likely to achieve the performance similar to that shown. Past performance may or may not be sustained in future. Composition Source/Disclaimer: S&P BSE; Data as of 30-Jun-2022; the stocks mentioned above are used to explain the concept. The stocks may or may not be part of our portfolio/strategy/schemes. The above table/graph is used to explain the concept and is for illustration purpose only. It should not be used for development or implementation of any investment strategy.

Value Investing: How does it work?



Index SIP Returns (SIP Amount of ₹ 10,000/- per month)

Description	1 Year	3 Years	5 Years	7 Years	10 Years
Returns	-17.4%	25.9%	14.1%	11.8%	10.3%
Amount Invested	1,20,000	3,60,000	6,00,000	8,40,000	12,00,000
Market Value	1,08,512	5,23,175	8,53,586	12,77,027	20,44,979

Data as of close of 30-Jun-2022. For SIP returns, monthly investment of INR 10,000/- invested on the first business day of every month has been considered. All performance data in INR. Hypothetical performance results may have inherent limitations and no representation is being made that any investor will, or is likely to achieve the performance similar to that shown. The above is for illustration purpose only. The SIP amount, tenure of SIP, expected rate of return are assumed figures for the purpose of explaining the concept of advantages of SIP investments. The actual result may vary from depicted results depending on the scheme selected. It should not be construed to be indicative of scheme performance in any manner. The above are not scheme SIP returns, but simulation of index SIP returns. Past performance may or may not be sustained in future.

About Motilal Oswal S&P BSE Enhanced Value ETF



Type of Scheme

An open ended fund replicating/tracking S&P BSE Enhanced Value Total Return Index



Minimum application amount

During NFO: Rs 500/- and in multiples of Re 1/- thereafter
Ongoing basis: On Exchange: Investors can buy/sell units of the Scheme in round lot of 1 unit and in multiples thereafter Directly with Mutual Fund – Buy/sell units of the Scheme where the subscription / redemption amount is in excess of INR 25 Crs. However, the same limit is not applicable to Market makers



Date of Allotment

22nd August 2022



NFO Period

29th July 2022 to 12th August 2022



Investment Objective

The investment objective of the scheme is to provide returns that, before expenses, correspond to the total returns of the securities as represented by S&P BSE Enhanced Value Total Return Index, subject to tracking error. However, there is no guarantee or assurance that the investment objective of the scheme will be achieved



Exit Load

Nil



Fund Manager

Mr. Swapnil Mayekar &
 Mr. Abhiroop Mukherjee (for debt component)



Indicative Total Expense ratio

0.30%