

# Motilal Oswal Midcap Fund

(Formerly known as Motilal Oswal Midcap 30 Fund)

(An open ended equity scheme predominantly investing in mid cap stocks)

MOTILAL OSWAL

MUTUAL FUND

August 2023 (Data as on 31st July 2023. Inception date - 24th Feb 2014)



## INVESTMENT APPROACH

**Scheme Name:** Motilal Oswal Midcap Fund

### Investment Objective:

The investment objective of the Scheme is to achieve long term capital appreciation by investing in quality mid-cap companies having long-term competitive advantages and potential for growth. However, there can be no assurance or guarantee that the investment objective of the Scheme would be achieved.

**Benchmark:** Nifty Midcap 150 TRI

### Scheme Details:

NAV Regular Plan Growth Option (Rs.)	59.1978
NAV Regular Plan IDCW Option (Rs.)	30.8872
NAV Direct Plan Growth Option (Rs.)	66.4265
NAV Direct Plan IDCW Option (Rs.)	33.2027
Monthly AAUM (in Rs Crs.)	5,099.63
Latest AUM (31-Jul-2023) (in Rs Crs.)	5,236.88



## KEY FEATURES & PORTFOLIO ATTRIBUTES

Focused portfolio of around 34 companies

9+ year performance track record of 20.7% CAGR since inception as of 31st July, 2023

Portfolio is actively realigned in last few months to changing business environments



## PORTFOLIO ACTIONS IN LAST 3 MONTHS

### Companies Added:

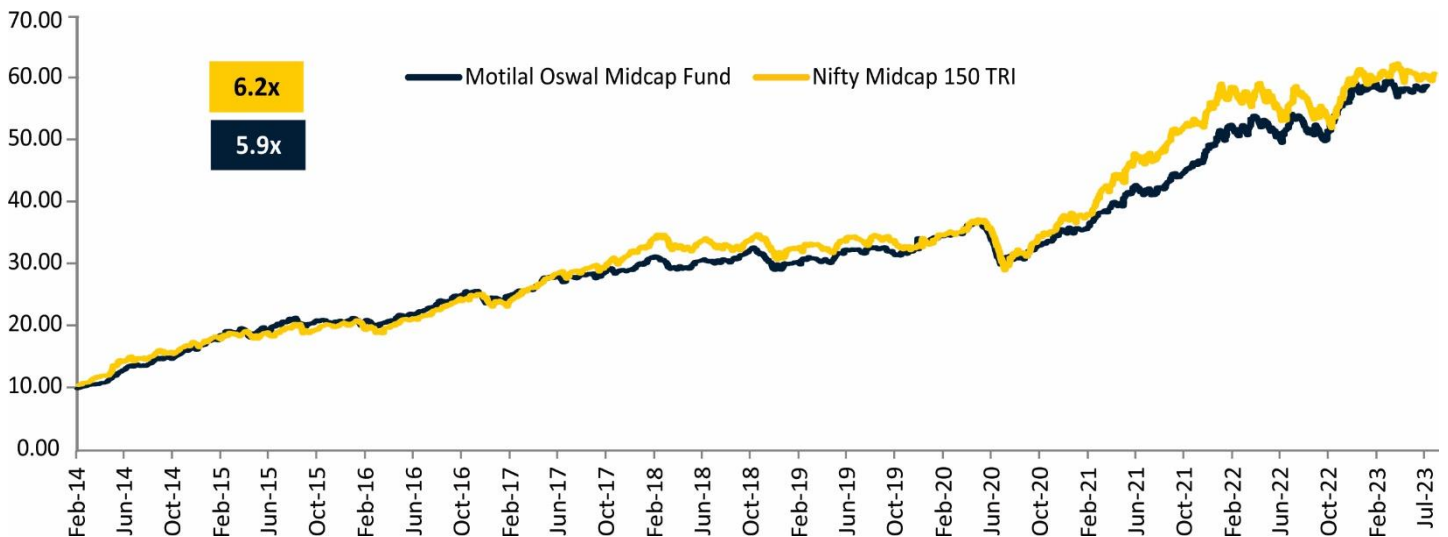
Bharat Dynamics Ltd., Coromandel International Ltd, Exide Industries Ltd, Federal Bank Ltd, IDFC First Bank Ltd., Ideaforge Technology Ltd, Kaynes Technology India Ltd., Netweb Technologies India Ltd, Piramal Enterprises Ltd, Prestige Estates Projects Ltd, Tanla Platforms Ltd., Tata Communications Ltd, Usha Martin Ltd.

### Companies Exited:

AIA Engineering Ltd, BEML Ltd, Coromandel International Ltd, Exide Industries Ltd, Federal Bank Ltd, Global Health Ltd, Indian Hotels Co. Ltd, Kirloskar Oil Engines Ltd.



## Performance Since Inception

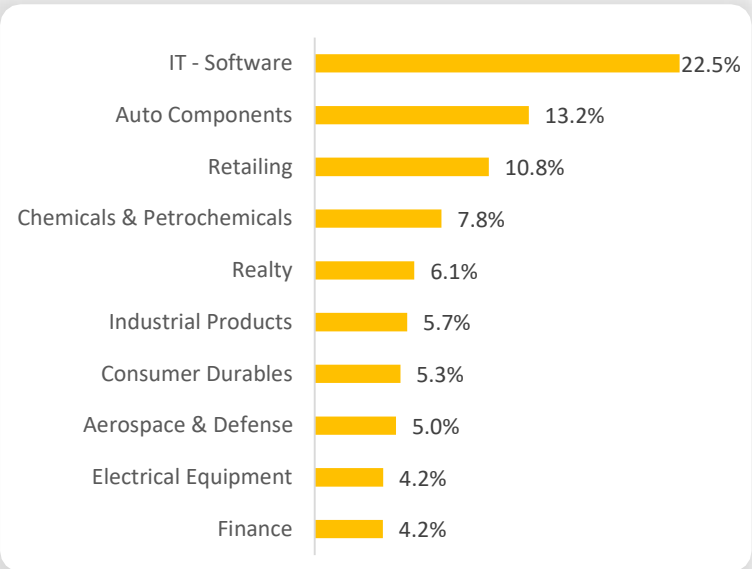


Returns in %	1 Year		3 Year		5 Year		Since Inception	
	CAGR (%)	Rs. 10,000	CAGR (%)	Rs. 10,000	CAGR (%)	Rs. 10,000	CAGR (%)	Rs. 10,000
Motilal Oswal Midcap Fund	25.9	12,610	37.6	26,047	17.4	22,353	20.7	59,198
Nifty Midcap 150 TRI	27.0	12,715	35.2	24,713	17.2	22,157	21.4	62,488
Nifty 50 TRI	16.2	11,628	22.7	18,479	13.0	18,447	14.5	35,870

**Source:** Internal Analysis. The above is used to explain the concept and is for illustration purpose only and should not used for development or implementation of an investment strategy. Past performance may or may not be sustained in future.

PORTFOLIO & SECTORAL ALLOCATION

Top 10 Holdings	(%) of Holding
Zomato Ltd	9.3
Tube Investments of India Ltd	7.6
KPIT Technologies Ltd	7.2
Coforge Ltd	6.3
Persistent Systems Ltd	5.9
Balkrishna Industries Ltd	5.6
Deepak Nitrite Ltd	5.2
Prestige Estates Projects Ltd	4.5
CG Power and Industrial Solutions Ltd	4.2
Bharat Dynamics Ltd	4.1



Industry classification as recommended by AMFI

STRATEGY CONTRIBUTORS (1 YEAR TRAILING)

Top 5	Contribution
Tube Investments of India Ltd.	5.8%
CG Power & Industrial Solutions Ltd.	5.5%
Zomato Ltd	2.8%
Cholamandalam Investment & Finance Co. Ltd	2.2%
KPIT Technologies Ltd.	2.2%

Bottom 5	Contribution
Campus Activewear Ltd	-1.5%
Voltas Ltd	-0.9%
Trent Ltd	-0.4%
Barbeque Nation Hospitality Ltd	-0.3%
Godrej Properties Ltd	-0.3%

**Source:** Value FY and Internal Analysis  
**Disclaimer:** The Stocks mentioned above are used to explain the concept and is for illustration purpose only and should not be used for development or implementation of any investment strategy. It should not be construed as investment advice to any party. The stocks may or may not be part of our portfolio/strategy/ schemes. Past performance may or may not be sustained in future

MARKET CAPITALIZATION

Market Cap	Weightage (%)
Large Cap	21%
Mid Cap	69%
Small Cap	10%

Source: Market Categorization as recommended by AMFI

Risk Ratios

3 Year Data	Strategy
Standard Deviation	14.4%
Sharpe Ratio#	2.1
Portfolio Turnover Ratio	1.4
Beta	0.8

#Risk free returns based on last overnight MIBOR cut-off of 6.60%.  
Data as on 31st July, 2023

Fund Manager

For Equity Component

Mr. Niket Shah

He has been appointed as a Fund Manager with effect from July 01, 2020

He has overall 13 years of experience

For Debt Component

Mr. Rakesh Shetty

Managing this fund since 22-Nov-2022

He has a rich experience of more than 14 years

For Foreign Securities

Mr. Ankush Sood

He has been appointed as the Fund Manager for the Overseas Securities w.e.f. Nov 11, 2022.

## How Buy Right : Sit Tight works

Company	Initial Purchase Date	Initial Purchase Price	Current Price	Absolute Growth	CAGR (%)
Voltas	Aug-14	179	780	337%	18%
Astral Ltd	Aug-17	278	1967	607%	39%

**Disclaimer:** The Stocks mentioned above are used to explain the concept and is for illustration purpose only and should not be used for development or implementation of any investment strategy. It should not be construed as investment advice to any party. The stocks may or may not be part of our portfolio/strategy/ schemes. Past performance may or may not be sustained in future

## Other Schemes Managed by Fund Manager

Name of Fund Manager: Rakesh Shetty

	1 Year		3 Years		5 Years		Since Inception	
	Scheme Return (%)	Benchmark Return (%)	Scheme Return (%)	Benchmark Return (%)	Scheme Return (%)	Benchmark Return (%)	Scheme Return (%)	Benchmark Return (%)
Top 3								
Motilal Oswal Large and Midcap Fund	27.5	20.5	28.6	28.5	-	-	20.1	21.5
Motilal Oswal NASDAQ 100 Fund of Fund	24.7	28.9	15.6	18.3	-	-	23.1	24.3
Motilal Oswal Nifty 200 Momentum 30 ETF	24.6	25.3	-	-	-	-	7.1	7.8
Bottom 3								
Motilal Oswal Liquid Fund	6.1	6.7	4.1	4.7	-	-	4.4	5.1
Motilal Oswal 5 Year G-Sec Fund of Fund	5.9	6.7	-	-	-	-	3.8	4.3
Motilal Oswal Ultra Short Term Fund	5.4	7.3	3.6	5.3	1.5	6.3	4.0	7.3

Note: Rakesh Shetty manages 30 schemes of Motilal Oswal Mutual Fund.

Source/Disclaimer : MOAMC . Past performance may or may not be sustained in the future. Performance is for Regular Plan Growth Option. Different plans have different expense structure. In case the number of schemes managed by a fund manager is more than six, performance data of top 3 and bottom 3 schemes managed by fund manager has been provided herein. Period for which scheme's performance has been provided is computed basis last day of the month-end preceding the date of advertisement. Different plans shall have a different expense structure. The performance details provided herein are of Regular plan.

## Other Schemes Managed by Fund Manager

Name of Fund Manager: Niket Shah

	1 Year		3 Years		5 Years		Since Inception	
	Scheme Return (%)	Benchmark Return (%)	Scheme Return (%)	Benchmark Return (%)	Scheme Return (%)	Benchmark Return (%)	Scheme Return (%)	Benchmark Return (%)
Motilal Oswal Flexi Cap Fund	14.7	17.2	13.8	24.9	6.3	13.3	15.1	14.7

Note: Niket Shah manages 2 schemes of Motilal Oswal Mutual Fund.

Source/Disclaimer : MOAMC . Past performance may or may not be sustained in the future. Performance is for Regular Plan Growth Option. Different plans have different expense structure. In case the number of schemes managed by a fund manager is more than six, performance data of top 3 and bottom 3 schemes managed by fund manager has been provided herein. Period for which scheme's performance has been provided is computed basis last day of the month-end preceding the date of advertisement. Different plans shall have a different expense structure. The performance details provided herein are of Regular plan.

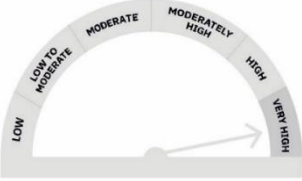
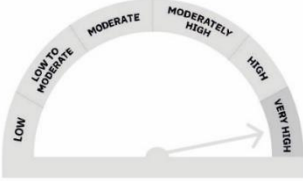
Other Schemes Managed by Fund Manager

Name of Fund Manager: Ankush Sood

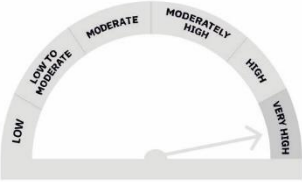
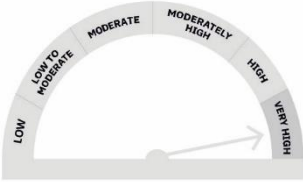
	1 Year		3 Years		5 Years		Since Inception	
	Scheme Return (%)	Benchmark Return (%)	Scheme Return (%)	Benchmark Return (%)	Scheme Return (%)	Benchmark Return (%)	Scheme Return (%)	Benchmark Return (%)
Top 3								
Motilal Oswal Nasdaq 100 ETF	27.6	28.9	17.3	18.3	21.2	22.4	22.5	24.1
Motilal Oswal Large and Midcap Fund	27.5	20.5	28.6	28.5	-	-	20.1	21.5
Motilal Oswal MSCI EAFE Top 100 Select Index Fund	22.0	25.3	-	-	-	-	8.9	12.0
Bottom 3								
Motilal Oswal Focused Fund	13.8	17.2	17.0	24.9	10.1	13.3	13.4	14.8
Motilal Oswal Multi Asset Fund	10.4	10.4	-	-	-	-	5.8	8.5
Motilal Oswal Nasdaq Q 50 ETF	10.3	10.5	-	-	-	-	-8.4	-7.9

Note: Ankush Sood manages 10 schemes of Motilal Oswal Mutual Fund.

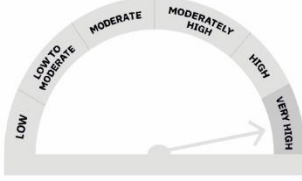
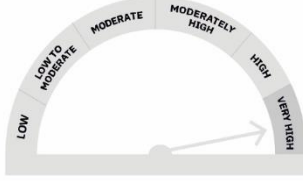
Source/Disclaimer : MOAMC . Past performance may or may not be sustained in the future. Performance is for Regular Plan Growth Option. Different plans have different expense structure. In case the number of schemes managed by a fund manager is more than six, performance data of top 3 and bottom 3 schemes managed by fund manager has been provided herein. Period for which scheme’s performance has been provided is computed basis last day of the month-end preceding the date of advertisement. Different plans shall have a different expense structure. The performance details provided herein are of Regular plan.

Name of the scheme	Scheme Riskometer	Benchmark Riskometer Nifty Midcap 150 TRI
Motilal Oswal Midcap Fund (Formerly known as Motilal Oswal Midcap 30 Fund) (An open ended equity scheme predominantly investing in mid cap stocks)		
<b>This product is suitable for investors who are seeking*</b> <ul style="list-style-type: none"><li>Long-term capital growth</li><li>Investment in equity and equity related instruments in quality mid-cap companies having long-term competitive advantages and potential for growth.</li></ul>	Investors understand that their principal will be at Very High risk	Investors understand that their principal will be at Very High risk


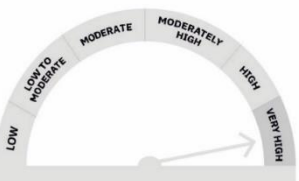
\*Investors should consult their financial advisers if in doubt about whether the product is suitable for them.

Name of the scheme	Scheme Riskometer	Benchmark Riskometer Nifty Large Midcap 250 TRI
Motilal Oswal Large and Midcap Fund (Large and Midcap Fund - An open ended equity scheme investing in both large cap and mid cap stocks)		
<b>This product is suitable for investors who are seeking*</b> <ul style="list-style-type: none"><li>Long-term capital growth</li><li>Investment predominantly in equity and equity related instruments of large and midcap stocks</li></ul>	Investors understand that their principal will be at Very High risk	Investors understand that their principal will be at Very High risk


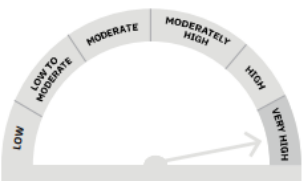
\*Investors should consult their financial advisers if in doubt about whether the product is suitable for them.

Name of the scheme	Scheme Riskometer	Benchmark Riskometer MSCI EAFE Top 100 Select Index
Motilal Oswal MSCI EAFE Top 100 Select Index Fund (An open ended scheme replicating/ tracking MSCI EAFE Top 100 Select Index)		
<b>This product is suitable for investors who are seeking*</b> <ul style="list-style-type: none"><li>Returns that corresponds to the performance of MSCI EAFE Top 100 Select Index, subject to tracking error.</li><li>Long term capital growth.</li></ul>	Investors understand that their principal will be at Very High risk	Investors understand that their principal will be at Very High risk

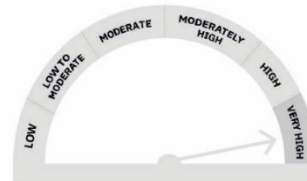
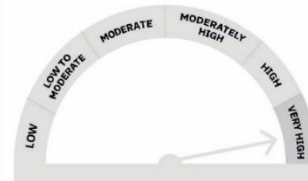
\*Investors should consult their financial advisers if in doubt about whether the product is suitable for them.

Name of the scheme	Scheme Riskometer	Benchmark Riskometer Nifty 500 TRI
Motilal Oswal Flexi Cap Fund - (An open ended dynamic equity scheme investing across large cap, mid cap, small cap stocks)		
<b>This product is suitable for investors who are seeking*</b>		
<ul style="list-style-type: none"> <li>Long-term capital growth</li> <li>Investment in equity and equity related instruments across sectors and market-capitalization levels.</li> </ul>	Investors understand that their principal will be at Very High risk	Investors understand that their principal will be at Very High risk

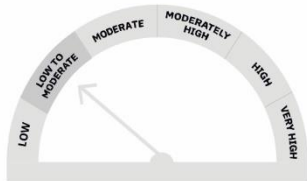
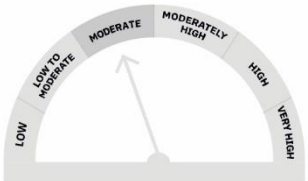
\*Investors should consult their financial advisers if in doubt about whether the product is suitable for them.

Name of the scheme	Scheme Riskometer	Benchmark Riskometer Nifty 500 TRI
Motilal Oswal Focused Fund (Formerly known as Motilal Oswal Focused 25 Fund) (An open ended equity scheme investing in maximum 30 stocks intending to focus on Large Cap.)		
<b>This product is suitable for investors who are seeking*</b>		
<ul style="list-style-type: none"> <li>Return by investing upto 30 companies with long term sustainable competitive advantage and growth potential.</li> <li>Investment in Equity and equity related instruments subject to overall limit of 30 companies.</li> </ul>	Investors understand that their principal will be at Very High risk	Investors understand that their principal will be at Very High risk

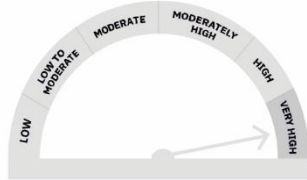
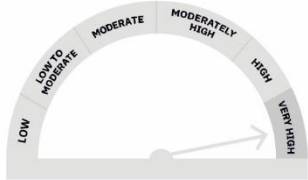
\*Investors should consult their financial advisers if in doubt about whether the product is suitable for them.

Name of the scheme	Scheme Riskometer	Benchmark Riskometer NASDAQ 100 TRI
Motilal Oswal Nasdaq 100 ETF (An open ended scheme replicating/tracking NASDAQ-100 Index)		
<b>This product is suitable for investors who are seeking*</b>		
<ul style="list-style-type: none"> <li>Return that corresponds generally to the performance of the Nasdaq-100 Index, subject to tracking error</li> <li>Investment in equity securities of NASDAQ-100 Index</li> </ul>	Investors understand that their principal will be at Very High risk	Investors understand that their principal will be at Very High risk

\*Investors should consult their financial advisers if in doubt about whether the product is suitable for them.

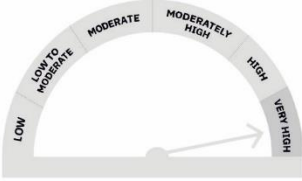
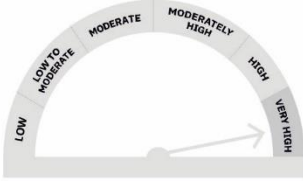
Name of the scheme	Scheme Riskometer	Benchmark Riskometer CRISIL Ultra Short Duration Debt B-I Index
Motilal Oswal Ultra Short Term Fund (An open ended ultra-short term debt scheme investing in instruments such that the Macaulay duration of the portfolio is between 3 months and 6 months (A Relatively Low Interest Rate Risk and Moderate Credit Risk))		
<b>This product is suitable for investors who are seeking*</b>		
<ul style="list-style-type: none"> <li>Optimal returns consistent with moderate levels of risk</li> <li>Investment in debt securities and money market securities with Macaulay duration of the portfolio between 3 months and 6 months.</li> </ul>	Investors understand that their principal will be at Low to Moderate risk	Investors understand that their principal will be at Moderate risk

\*Investors should consult their financial advisers if in doubt about whether the product is suitable for them.

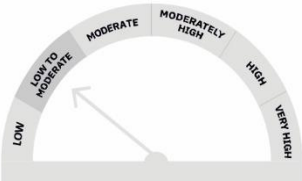

Name of the scheme	Scheme Riskometer	Benchmark Riskometer Nifty 200 Momentum 30 TRI
Motilal Oswal Nifty 200 Momentum 30 ETF (An open ended fund replicating / tracking the Nifty 200 Momentum 30 Index)		
<b>This product is suitable for investors who are seeking*</b>		
<ul style="list-style-type: none"> <li>Return that corresponds to the total returns of the Nifty 200 Momentum 30 Total Return Index subject to tracking error.</li> <li>Long term capital growth.</li> </ul>	Investors understand that their principal will be at Very High risk	Investors understand that their principal will be at Very High risk

\*Investors should consult their financial advisers if in doubt about whether the product is suitable for them.



Name of the scheme	Scheme Riskometer	Benchmark Riskometer NASDAQ Q-50 TRI
Motilal Oswal Nasdaq Q 50 ETF (An open ended scheme replicating/tracking NASDAQ Q-50 TRI)		
<b>This product is suitable for investors who are seeking*</b>		
<ul style="list-style-type: none"> <li>Returns that corresponds generally to the performance of the NASDAQ Q-50 TRI, subject to tracking error.</li> <li>Long term capital growth.</li> </ul>	Investors understand that their principal will be at Very High risk	Investors understand that their principal will be at Very High risk



\*Investors should consult their financial advisers if in doubt about whether the product is suitable for them.

Name of the scheme	Scheme Riskometer	Benchmark Riskometer CRISIL Liquid Debt A-I Index
Motilal Oswal Liquid Fund (An open ended liquid fund (A relatively low interest rate risk and relatively low credit risk))		
<b>This product is suitable for investors who are seeking*</b>		
<ul style="list-style-type: none"> <li>Regular income over short term</li> <li>Investment in money market securities</li> </ul>	Investors understand that their principal will be at Low to Moderate risk	Investors understand that their principal will be at Low to Moderate risk


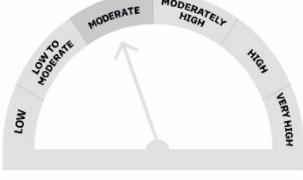
\*Investors should consult their financial advisers if in doubt about whether the product is suitable for them.

Name of the scheme	Scheme Riskometer	Benchmark Riskometer 20% Nifty 50 TRI + 65% Crisil Short Term Bond Index + 13% Domestic Price of Gold + 2% Domestic Price of Silver
Motilal Oswal Multi Asset Fund (An open ended scheme investing in Equity including Index Funds/Equity ETFs, Gold ETFs and Silver ETFs, International Equity ETF and Stocks, Debt & Money Market Instruments.)		
<b>This product is suitable for investors who are seeking*</b>		
<ul style="list-style-type: none"> <li>Long term capital appreciation by investing in a diversified portfolio.</li> <li>Investing in Equity including Index Funds/Equity ETFs, Gold ETFs and Silver ETFs, International Equity ETF and Stocks, Debt &amp; Money Market Instruments.</li> </ul>	Investors understand that their principal will be at High risk	Investors understand that their principal will be at Moderately High risk

\*Investors should consult their financial advisers if in doubt about whether the product is suitable for them.

Name of the scheme	Scheme Riskometer	Benchmark Riskometer NASDAQ 100 TRI
Motilal Oswal Nasdaq 100 Fund of Fund (An open ended fund of fund scheme investing in units of Motilal Oswal Nasdaq 100 ETF)		
<b>This product is suitable for investors who are seeking*</b>		
<ul style="list-style-type: none"> <li>Long term capital appreciation</li> <li>Return that corresponds generally to the performance of the Scheme, Motilal Oswal Nasdaq 100 ETF through investment in units of Motilal Oswal Nasdaq 100 ETF.</li> </ul>	Investors understand that their principal will be at Very High risk	Investors understand that their principal will be at Very High risk

\*Investors should consult their financial advisers if in doubt about whether the product is suitable for them.

Name of the scheme	Scheme Riskometer	Benchmark Riskometer Nifty 5 yr Benchmark G-Sec Index
Motilal Oswal 5 Year G – Sec Fund of Fund (An open ended fund of funds scheme investing in units of Motilal Oswal Nifty 5 Year G-Sec ETF (A relatively High interest rate risk and relatively Low credit risk.))		
<b>This product is suitable for investors who are seeking*</b>		
<ul style="list-style-type: none"> <li>Long term capital appreciation</li> <li>Return that corresponds generally to the performance of the Scheme, Motilal Oswal 5 Year G-Sec Fund of Fund through investment in units of Motilal Oswal Nifty 5 YR Benchmark GSec ETF.</li> </ul>	Investors understand that their principal will be at Moderate risk	Investors understand that their principal will be at Moderate risk

\*Investors should consult their financial advisers if in doubt about whether the product is suitable for them.

**Motilal Oswal Liquid Fund**

Potential Risk Class Matrix			
Credit Risk of the scheme→	Relatively Low (Class A: CRV >=12)	Moderate (Class B : CRV >=10)	Relatively High (Class C: CRV <10)
Max Interest Rate Risk of the scheme↓			
Relatively Low Class I: (MD<=1 year)	<b>A-I</b>		
Moderate Class II: (MD<=3 years)			
Relatively High Class III: Any Macaulay duration			

**Motilal Oswal Ultra Short Term Fund**

Potential Risk Class Matrix			
Credit Risk of the scheme→	Relatively Low (Class A: CRV >=12)	Moderate (Class B : CRV >=10)	Relatively High (Class C: CRV <10)
Max Interest Rate Risk of the scheme↓			
Relatively Low Class I: (MD<=1 year)		<b>B-I</b>	
Moderate Class II: (MD<=3 years)			
Relatively High Class III: Any Macaulay duration			

**Motilal Oswal 5 Year G-Sec Fund of Fund**

Potential Risk Class Matrix			
Credit Risk of the scheme→	Relatively Low (Class A: CRV >=12)	Moderate (Class B : CRV >=10)	Relatively High (Class C: CRV <10)
Max Interest Rate Risk of the scheme↓			
Relatively Low Class I: (MD<=1 year)			
Moderate Class II: (MD<=3 years)			
Relatively High Class III: Any Macaulay duration	<b>A-III</b>		

Disclaimers and Risk Factors: The performance of schemes of Motilal Oswal Mutual Fund is Benchmarked to the Total Return variant of respective Index chosen as Benchmark as against Price Return variant of respective Benchmark Index. In case, the start/end date of the concerned period is non business date (NBD), the NAV of the previous date is considered for computation of returns. The NAV per unit shown in the table is as on the start date of the said period. Past performance may or may not be sustained in the future. Performance is for Regular Plan Growth Option. Different plans have different expense structure. Mr. Niket Shah has been appointed as the Fund Manager for equity component with effect from 1-July-2020 ; Mr. Rakesh Shetty is the fund manager for debt component with effect 22-Nov-2022 and Mr. Ankush Sood is the fund manager for Foreign Securities with effect 11-Nov-2022. Mutual Fund Investments are subject to market risks, read all scheme related documents carefully. Kindly refer to the website [www.motilaloswalmf.com](http://www.motilaloswalmf.com) to see the performance of the funds managed by the same Fund Manager

Source: Internal Analysis; The stocks mentioned herein are for general and comparison purpose only and not a complete disclosure of every material fact. The performance of the above stocks may or may not be sustained in future. It should not be construed as investment advice to any party. The stock prices are adjusted for corporate action.

**Mutual Fund Investments are subject to market risks, read all scheme related documents carefully**

**THINK EQUITY**  
**THINK MOTILAL OSWAL**

