

April 11, 2022

Muted quarter for EPC companies...

We expect muted execution for construction companies on a YoY basis amid delay in receiving appointed dates coupled with mixed order inflow trend. For real estate companies, sales volume growth is likely to be a function of new launches (in some cases). Retail (malls) and hospitality are likely to continue to post stronger YoY numbers with limited Omicron impact.

Sales volumes growth to be function of launches...

We anticipate residential sales momentum will remain healthy amid sustained demand, benign interest rates and new launch offtake. However, residential sales volume growth trend will be mixed, driven by new launches. We bake in ~8% YoY growth in sales volumes of Brigade at ~18 lakh sq ft. However, Oberoi Realty reported sales volume of ~5.24 lakh sq ft area during Q4FY22, down ~51% YoY owing to no major launch during the quarter and high base due to Elysian Tower launch in base quarter. On the leasing front, new commercial leasing activity is likely to continue its recovery with reopening of economy. The hospitality and retail segment are likely to show smart recovery with relatively limited impact of Omicron.

For Kajaria, we expect tiles sales volumes to witness decent growth of ~9.3% YoY. We expect overall revenues to grow 20.8% YoY to ₹ 1150.4 crore, also aided by ~11% realisations growth on account of price hikes taken. We expect EBITDA margins of 17%, down 300 bps YoY, owing to higher gas prices. Overall, we expect the bottomline at ₹ 125.9 crore, (down ~1% YoY).

Muted execution; order inflows trend mixed...

Order inflows across the construction universe were mixed during Q4FY22. Inflows for companies such as a) PNC Infratech (secured orders worth ~₹ 10,780 crore spread across road-HAM and water supply division), b) GR Infraprojects (declared jobs amounting to ~₹ 7,180 crore mainly road-HAM segment) and c) Ashoka Buildcon (won orders totalling ₹ 3,370 crore) were strong. However, companies like a) KNR Constructions (did not announce any order intake), b) NCC (orders worth ₹ 324 crore) and c) HG Infra (announced inflow of ₹ 844 crore) struggled to secure major orders amid heightened competitive intensity.

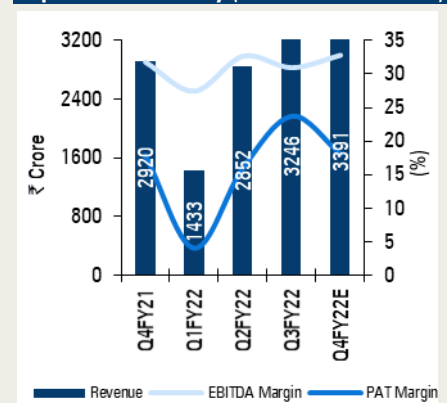
On the execution front, we expect our road & construction universe to witness 1.5% decline (to ₹ 10,089.6 crore) in topline YoY, albeit on higher base, to be largely impacted by delays in receiving appointed dates for new projects. Additionally, EBITDA margin of our universe is expected to hover at ~13.9% (down 50 bps YoY) with volatility in raw material prices. Hence, we expect our universe PAT to decline 3.8% YoY to ₹ 784.8 crore.

Exhibit 1: Estimates for Q4FY22E: (Real Estate & Building Material) (₹ crore)

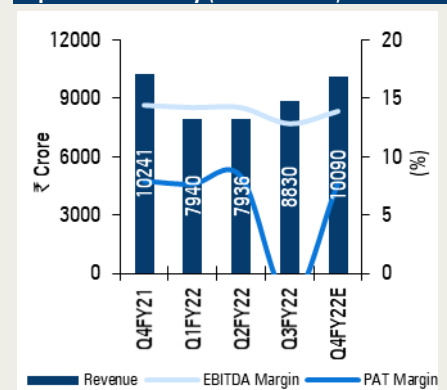
Company	Revenue		Change (%)		EBITDA		Change (%)		PAT		Change (%)	
	Q4FY22E	YoY	QoQ	Q4FY22E	YoY	QoQ	Q4FY22E	YoY	QoQ	Q4FY22E	YoY	QoQ
Oberoi Realty	814.8	3.1	-2.1	390.8	4.6	17.9	286.1	-0.3	-38.8			
The Phoenix Mills	455.9	18.2	7.3	245.0	41.3	6.3	113.4	73.1	14.7			
Brigade Enterprises	970.0	22.6	5.3	280.0	48.4	8.7	85.2	115.2	8.7			
Kajaria Ceramics	1,150.4	20.8	7.7	195.4	2.3	6.3	125.9	3.2	-0.9			
Total	3,391.1	16.1	4.5	1,111.2	19.9	10.7	610.5	18.8	-20.9			

Source: Company, ICICI Direct Research

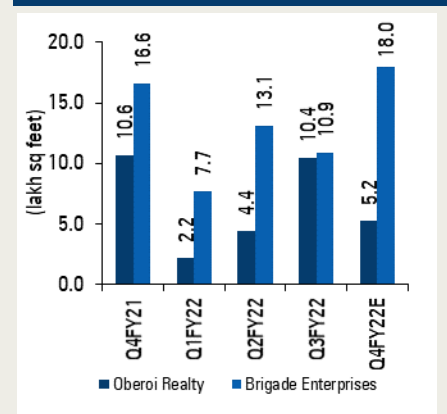
Topline & Profitability (Real Estate Universe)



Topline & Profitability (Infra Universe)



Real estate sales volume trend



Research Analyst

Bhupendra Tiwary, CFA
bhupendra.tiwary@icicisecurities.com

Lokesh Kashikar
lokesh.kashikar@icicisecurities.com

Exhibit 2: Company Specific Views (Real Estate & Building Materials)

Company	Remarks
Oberoi Realty	Oberoi Realty clocked sales bookings of 5.24 lakh sq ft area during Q4FY22, down ~51% YoY with total booking value of ₹ 922 crore. We note that while volumes, prima facie, are lower than 1.06 mn sq feet in Q4FY21, it is mainly due to launch of Elysian Tower in base quarter (Q4FY21), which had strong uptake and drove 50% of the sales volumes. Ex-new launches, sales volumes are similar to sustenance sales achieved. On the financial front, we expect topline to grow 3.1% YoY to ₹ 814.8 crore. Overall, we expect ORL's net income to be flattish YoY at ₹ 286.1 crore. Key Monitorable: Commentary on sales volumes, progress on new launches
The Phoenix Mills	Phoenix Mills in its Q4FY22 quarterly operational update shared that retail consumption during Q4FY22 was at ₹ 1,656.7 crore (102% of Q4 FY19), with like to like consumption at 91%. Similarly, retail collections were at ₹ 480 crore in Q4FY22, surpassing previous peak of ₹ 440 crore in Q3FY22. Thus, we expect Phoenix' revenues to grow 18.2% YoY to ₹ 455.9 crore, largely aided by improved consumption across malls and superior hospitality revenues. At the PAT level, we expect ₹ 113.4 crore, up ~73% YoY with superior margins and lower interest costs aiding growth. Key Monitorable: Commentary on impact of Omicron led restrictions and outlook on business ahead
Brigade Enterprises	We expect BEL's sales volumes to grow ~8% YoY to 18 lakh sq ft, driven by strong offtake from launches during the quarter and healthy residential demand in Bengaluru. On the financial front, we expect the topline to grow 22.6% YoY to ₹ 970 crore, driven by higher revenue recognition in residential, along with recovery in hospitality and mall portfolio performance, Overall, at the PAT level, we expect ₹ 85.2 crore, up ~115% YoY Key Monitorable: Sales volume and outlook ahead
Kajaria Ceramics	We expect tiles sales volumes to witness decent growth of ~9% YoY. We expect overall revenues to grow ~20.8% YoY to ₹ 1150.4 crore, also aided by 11% YoY realisations growth on account of price hikes taken. We expect EBITDA margins of 17%, down 300 bps YoY owing to higher gas prices. Overall, we expect the bottomline at ₹ 125.9 crore, (down ~1% YoY). Key Monitorables: Management commentary on demand outlook and commentary on gas pricing

Source: Company, ICICI Direct Research

Exhibit 3: Real Estate and Building Material Coverage Universe

Sector / Company	CMP		M Cap (₹ Cr)	EPS (₹)			P/E (x)		EV/EBITDA (x)			P/B (x)			RoE (%)				
	₹	TP(₹)		Rating	FY22E	FY23E	FY24E	FY22E	FY23E	FY24E	FY22E	FY23E	FY24E	FY22E	FY23E	FY24E			
Oberoi Realty (OBBEREA)	1,010	1,000	Hold	36,724	28.1	29.3	41.6	35.9	34.5	24.3	30.1	30.6	16.5	3.6	3.4	3.0	8.0	6.8	11.6
The Phoenix Mills (PHOMIL)	1,094	1,230	Buy	18,820	12.7	28.1	36.4	86.2	38.9	30.1	35.0	21.0	16.2	3.8	3.5	3.2	4.4	9.1	10.7
Brigade Enterprises (BRIENT)	511	600	Buy	11,747	5.5	14.1	16.6	92.8	36.2	30.8	19.4	12.6	10.4	4.0	3.7	3.5	4.3	10.2	11.4
Kajaria Ceramics (KAJCER)	1,028	1,370	Hold	16,354	25.4	31.7	36.1	40.5	32.4	28.5	25.0	20.0	18.2	7.9	7.0	6.2	19.5	21.6	21.9

Source: Company, Bloomberg, ICICI Direct Research

Exhibit 4: Estimates for Q4FY22E: (Roads & Construction)

Company	Revenue			EBITDA			PAT		
	Q4FY22E	YoY	QoQ	Q4FY22E	YoY	QoQ	Q4FY22E	YoY	QoQ
Ashoka Buildcon	1,464.0	5.6	32.6	161.4	-19.8	33.7	128.6	-13.8	LP
PNC Infratech	1,780.6	8.3	17.0	314.2	35.2	89.8	203.0	56.9	150.8
HG Infra	950.0	-7.6	3.8	146.3	-12.1	0.7	85.9	-12.0	-3.3
NCC	2,984.0	14.0	10.4	313.3	8.1	7.0	127.5	10.4	40.2
KNR Construction	965.0	3.1	25.9	183.3	0.6	15.4	95.3	23.8	-5.5
GR Infra	1,946.0	-26.0	7.0	288.0	-29.6	13.0	144.5	-41.6	12.0
Total	10,089.6	-1.5	14.3	1,406.5	-5.0	23.6	784.8	-3.8	LP

Source: Company, ICICI Direct Research

Exhibit 5: Exhibit 2: Company Specific Views (Roads & Construction)

Company	Remarks
Ashoka Buildcon	We expect Ashoka Buildcon to report topline growth of 5.6% YoY (to ₹ 1,464 crore; on higher base) to be driven by a pick-up in execution and comfortable order book position. However, its EBITDA margin is likely to hover at ~11% (down 350 bps YoY as base quarter had year-end reversal of provision). Consequently, we expect PAT to decline 13.8% YoY to ₹ 128.6 crore. Key Monitorable: Management commentary on execution ahead and progress on asset monetisation and net debt
HG Infra	Revenue during Q4FY22 is likely to decline 7.6% YoY (to ₹ 950 crore) as the company had relatively higher base with ~65% YoY growth in Q4FY21. Operating margin is likely to be at ~15.4%, down 80 bps YoY. Consequently, we expect bottomline to decline 12% YoY to ₹ 85.9 crore. Key monitorable: Management commentary on order inflows, competitive intensity, execution ahead, and monetisation
NCC Ltd	We expect topline to grow 14% YoY to ₹ 2984 crore (despite higher base; ~20% growth in Q4FY21) with a pick-up in execution pace and elevated order book position. However, its operating margin is likely to moderate to 10.5% (down 60 bps YoY) due to increased volatility in raw material prices. With a muted operational performance, PAT at ₹ 127.5 crore is expected to be up 10% YoY. Key monitorable: Management commentary on order inflows, competitive intensity, status on Andhra Pradesh orders, receivables and net debt
PNC Infratech	We expect reported topline growth of 8.3% YoY at ₹ 1,780.6 crore, with core revenue growth of ~3.3% YoY on higher base as reported topline will include early completion bonus on Purvanchal Expressway project totalling ₹ 82.7 crore. Additionally, its EBITDA margins are likely to remain at an elevated level of ~17.6% to be driven by receipt of early completion bonus. Consequently, we expect PAT to grow 56.9% YoY to ₹ 206 crore. Key Monitorable: Management commentary on execution of HAM and water supply projects, and update on asset monetisation plans
KNR Constructions	We expect muted revenue growth of ~3% YoY at ₹ 965 crore, as the company had relatively higher base with ~39% YoY growth in Q4FY21. EBITDA margin is expected to remain at an elevated level of ~19% to be driven by higher contribution from HAM and irrigation projects. At the net level, we expect bottomline to improve 23.8% YoY to ₹ 95.3 crore, to be aided by a better operational performance and higher tax outgo in the base quarter. Key Monitorable: Management commentary on order inflows, competitive intensity, execution ahead and progress on HAM projects
GR Infraprojects	Revenue during Q4FY22 is expected to decline 26% YoY (to ₹ 1,946 crore) to be impacted by delays in receipts of appointed date of HAM projects. EBITDA margin is also expected to moderate to 14.8% (down 76 bps YoY) with change in project mix with higher contribution from EPC projects. Consequently, muted operating performance and moderation in margin is likely to reduce PAT by 41.6% YoY (to ₹ 144.5 crore). However, the company is likely to receive arbitration amount totalling to ₹ 143.5 crore during the quarter, which we have not considered in our estimates. Key Monitorable: Management commentary on order inflows, expected receipts of appointed date, execution ahead, and progress on HAM projects

Source: Company, ICICI Direct Research

Exhibit 6: Road Coverage Universe

Sector / Company	CMP		M Cap (₹ Cr)	EPS (₹)			P/E (x)		EV/EBITDA (x)			P/B (x)		RoE (%)					
	₹	TP(₹)		Rating	FY22E	FY23E	FY24E	FY22E	FY23E	FY24E	FY22E	FY23E	FY24E	FY22E	FY23E	FY24E			
KNR Constructions (KNRCON)	290	360	Buy	8,151	12.8	14.5	18.7	22.6	20.0	15.5	12.7	11.5	9.4	3.7	3.1	2.6	16.3	15.6	16.8
PNC Infratech (PNCINF)	260	390	Buy	6,663	17.0	20.4	22.9	15.3	12.7	11.4	8.3	6.8	6.0	2.0	1.7	1.5	13.1	13.6	13.3
Ashoka Buildcon (ASHBUI)	94	100	Hold	2,639	-13.1	13.9	16.2	NM	6.8	5.8	6.1	5.4	4.7	1.0	0.9	0.8	NM	12.9	13.0
NCC (NAGCON)	71	90	Buy	4,299	6.3	7.9	9.3	11.2	8.9	7.6	5.7	5.0	4.5	0.8	0.7	0.7	6.8	7.9	8.7
HG Infra (HGINF)	629	885	Buy	4,098	49.4	56.3	60.6	12.7	11.2	10.4	7.5	6.7	5.9	3.0	2.4	2.0	23.9	21.5	18.8
GR Infra (GRINFR)	1,566	1,780	Buy	15,144	66.5	75.1	95.2	23.6	20.9	16.5	13.8	12.2	10.2	3.6	3.1	2.7	15.4	15.0	16.2

Source: Company, ICICI Direct Research, Reuters

RATING RATIONALE

ICICI Direct endeavours to provide objective opinions and recommendations. ICICI Direct assigns ratings to its stocks according to their notional target price vs. current market price and then categorizes them as Buy, Hold, Reduce and Sell. The performance horizon is two years unless specified and the notional target price is defined as the analysts' valuation for a stock

Buy: > 15%

Hold: -5% to 15%;

Reduce: -15% to -5%;

Sell: <-15%



Pankaj Pandey

Head – Research

pankaj.pandey@icicisecurities.com

ICICI Direct Research Desk,
ICICI Securities Limited,
1st Floor, AkruTI Trade Centre,
Road No 7, MIDC,
Andheri (East)
Mumbai – 400 093
research@icicidirect.com

ANALYST CERTIFICATION

We, Bhupendra Tiwary, CFA, MBA (Finance), Lokesh Kashikar, MMS, Research Analysts, authors and the names subscribed to this report, hereby certify that all of the views expressed in this research report accurately reflect our views about the subject issuer(s) or securities. We also certify that no part of our compensation was, is, or will be directly or indirectly related to the specific recommendation(s) or view(s) in this report. It is also confirmed that above mentioned Analysts of this report have not received any compensation from the companies mentioned in the report in the preceding twelve months and do not serve as an officer, director or employee of the companies mentioned in the report.

Terms & conditions and other disclosures:

ICICI Securities Limited (ICICI Securities) is a full-service, integrated investment banking and is, inter alia, engaged in the business of stock brokering and distribution of financial products. ICICI Securities is Sebi registered stock broker, merchant banker, investment adviser, portfolio manager and Research Analyst. ICICI Securities is registered with Insurance Regulatory Development Authority of India Limited (IRDAI) as a composite corporate agent and with PFRDA as a Point of Presence. ICICI Securities Limited Research Analyst SEBI Registration Number – INH000000990. ICICI Securities Limited SEBI Registration is INZ000183631 for stock broker. ICICI Securities is a subsidiary of ICICI Bank which is India's largest private sector bank and has its various subsidiaries engaged in businesses of housing finance, asset management, life insurance, general insurance, venture capital fund management, etc. ("associates"), the details in respect of which are available on www.icicibank.com.

ICICI Securities is one of the leading merchant bankers/ underwriters of securities and participate in virtually all securities trading markets in India. We and our associates might have investment banking and other business relationship with a significant percentage of companies covered by our Investment Research Department. ICICI Securities and its analysts, persons reporting to analysts and their relatives are generally prohibited from maintaining a financial interest in the securities or derivatives of any companies that the analysts cover.

Recommendation in reports based on technical and derivative analysis centre on studying charts of a stock's price movement, outstanding positions, trading volume etc as opposed to focusing on a company's fundamentals and, as such, may not match with the recommendation in fundamental reports. Investors may visit icicidirect.com to view the Fundamental and Technical Research Reports.

Our proprietary trading and investment businesses may make investment decisions that are inconsistent with the recommendations expressed herein.

ICICI Securities Limited has two independent equity research groups: Institutional Research and Retail Research. This report has been prepared by the Retail Research. The views and opinions expressed in this document may or may not match or may be contrary with the views, estimates, rating, and target price of the Institutional Research.

The information and opinions in this report have been prepared by ICICI Securities and are subject to change without any notice. The report and information contained herein is strictly confidential and meant solely for the selected recipient and may not be altered in any way, transmitted to, copied or distributed, in part or in whole, to any other person or to the media or reproduced in any form, without prior written consent of ICICI Securities. While we would endeavour to update the information herein on a reasonable basis, ICICI Securities is under no obligation to update or keep the information current. Also, there may be regulatory, compliance or other reasons that may prevent ICICI Securities from doing so. Non-rated securities indicate that rating on a particular security has been suspended temporarily and such suspension is in compliance with applicable regulations and/or ICICI Securities policies, in circumstances where ICICI Securities might be acting in an advisory capacity to this company, or in certain other circumstances.

This report is based on information obtained from public sources and sources believed to be reliable, but no independent verification has been made nor is its accuracy or completeness guaranteed. This report and information herein is solely for informational purpose and shall not be used or considered as an offer document or solicitation of offer to buy or sell or subscribe for securities or other financial instruments. Though disseminated to all the customers simultaneously, not all customers may receive this report at the same time. ICICI Securities will not treat recipients as customers by virtue of their receiving this report. Nothing in this report constitutes investment, legal, accounting and tax advice or a representation that any investment or strategy is suitable or appropriate to your specific circumstances. The securities discussed and opinions expressed in this report may not be suitable for all investors, who must make their own investment decisions, based on their own investment objectives, financial positions and needs of specific recipient. This may not be taken in substitution for the exercise of independent judgment by any recipient. The recipient should independently evaluate the investment risks. The value and return on investment may vary because of changes in interest rates, foreign exchange rates or any other reason. ICICI Securities accepts no liabilities whatsoever for any loss or damage of any kind arising out of the use of this report. Past performance is not necessarily a guide to future performance. Investors are advised to see Risk Disclosure Document to understand the risks associated before investing in the securities markets. Actual results may differ materially from those set forth in projections. Forward-looking statements are not predictions and may be subject to change without notice.

ICICI Securities or its associates might have managed or co-managed public offering of securities for the subject company or might have been mandated by the subject company for any other assignment in the past twelve months.

ICICI Securities or its associates might have received any compensation from the companies mentioned in the report during the period preceding twelve months from the date of this report for services in respect of managing or co-managing public offerings, corporate finance, investment banking or merchant banking, brokerage services or other advisory service in a merger or specific transaction.

ICICI Securities or its associates might have received any compensation for products or services other than investment banking or merchant banking or brokerage services from the companies mentioned in the report in the past twelve months.

ICICI Securities encourages independence in research report preparation and strives to minimize conflict in preparation of research report. ICICI Securities or its associates or its analysts did not receive any compensation or other benefits from the companies mentioned in the report or third party in connection with preparation of the research report. Accordingly, neither ICICI Securities nor Research Analysts and their relatives have any material conflict of interest at the time of publication of this report.

Compensation of our Research Analysts is not based on any specific merchant banking, investment banking or brokerage service transactions.

ICICI Securities or its subsidiaries collectively or Research Analysts or their relatives do not own 1% or more of the equity securities of the Company mentioned in the report as of the last day of the month preceding the publication of the research report.

Since associates of ICICI Securities and ICICI Securities as an entity are engaged in various financial service businesses, they might have financial interests or actual/ beneficial ownership of one percent or more or other material conflict of interest various companies including the subject company/companies mentioned in this report.

ICICI Securities may have issued other reports that are inconsistent with and reach different conclusion from the information presented in this report.

Neither the Research Analysts nor ICICI Securities have been engaged in market making activity for the companies mentioned in the report.

We submit that no material disciplinary action has been taken on ICICI Securities by any Regulatory Authority impacting Equity Research Analysis activities.

This report is not directed or intended for distribution to, or use by, any person or entity who is a citizen or resident of or located in any locality, state, country or other jurisdiction, where such distribution, publication, availability or use would be contrary to law, regulation or which would subject ICICI Securities and affiliates to any registration or licensing requirement within such jurisdiction. The securities described herein may or may not be eligible for sale in all jurisdictions or to certain category of investors. Persons in whose possession this document may come are required to inform themselves of and to observe such restriction.