



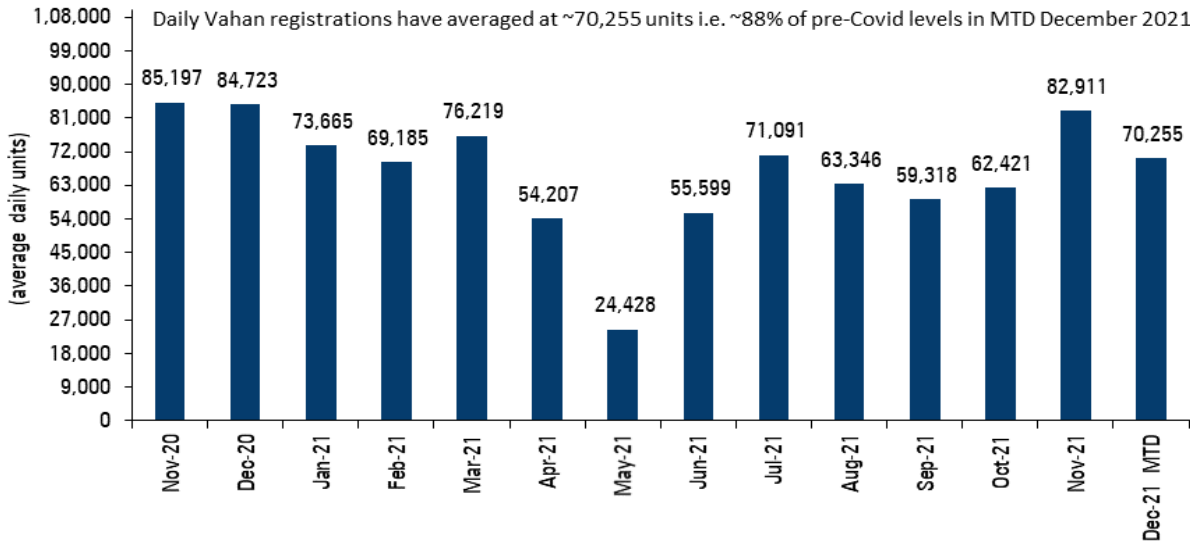
# Covid Recovery Pulse

---

**December 24, 2021**

# E-Way bill generation maintains strong run...

## Daily vehicle registration trend

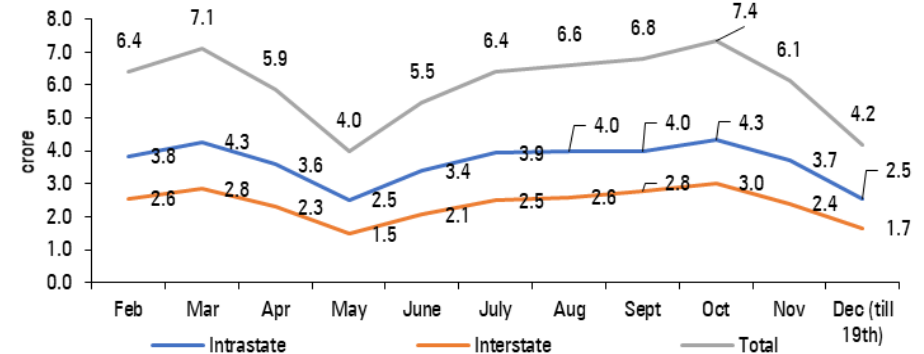


Daily Vahan registrations tapered off marginally week-on-week with current MTD December 2021 reading coming in at ~70,255 units, at ~88% of pre-Covid levels vs. ~71,400 units, at ~89% of pre-Covid levels as of December 17, 2021. With innovative financing schemes offered to clear year-end inventory, we expect registrations in December 2021 to end at ~90% of pre-Covid levels.

(Note- Andhra Pradesh, Madhya Pradesh and Telangana non Vahan states. They combined form ~15% of auto volumes and ~20% of tractor volumes).

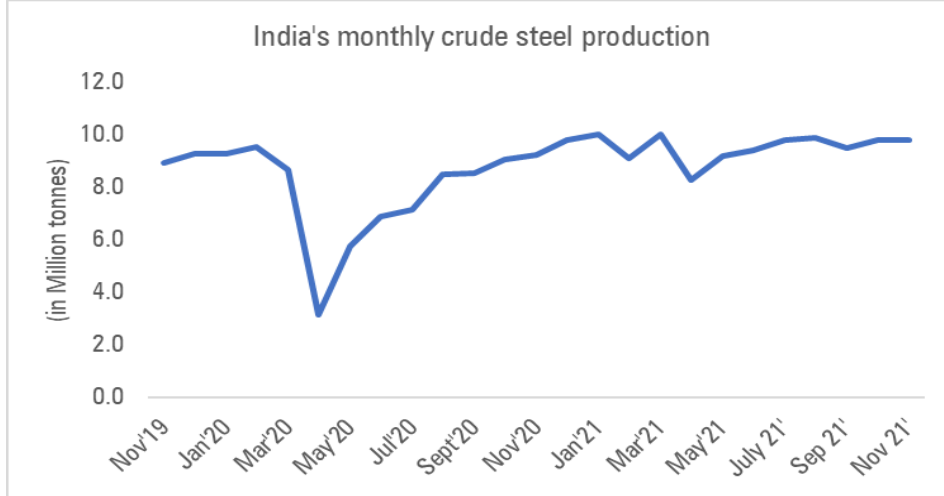
E-Way bill generation for December (till December 19) began on a strong note, reaching 4.2 crore. If we compare this to the average bill generation in the months prior to Covid-19 (October 2019-February 2020), it has reached ~124% levels of the average 5.5 crore bills. E-Way bill generation for January, February, March, April, May, June, July, August, September, October and November hovered at 114%, 116%, 129%, 107%, 73%, 100%, 117%, 120%, 123%, 134% and 111%, respectively.

## E-Way bill generation



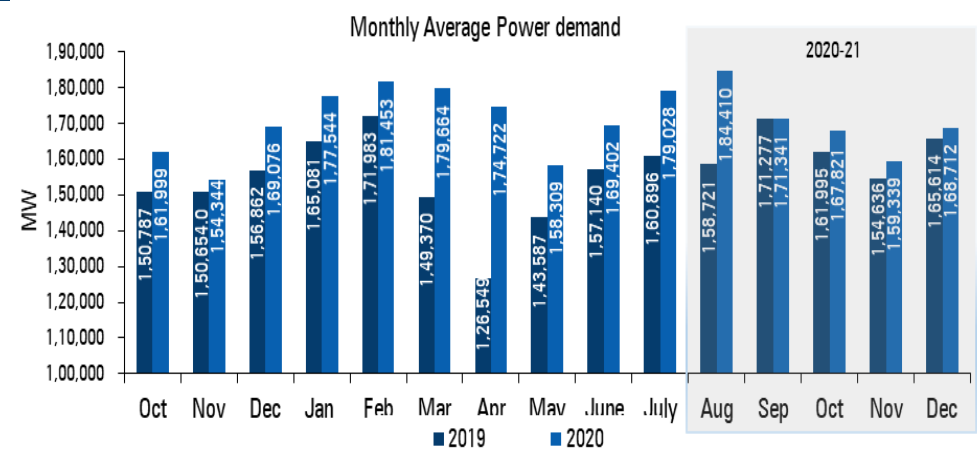
# Power demand, crude steel production at near normal levels ...

## Crude steel production



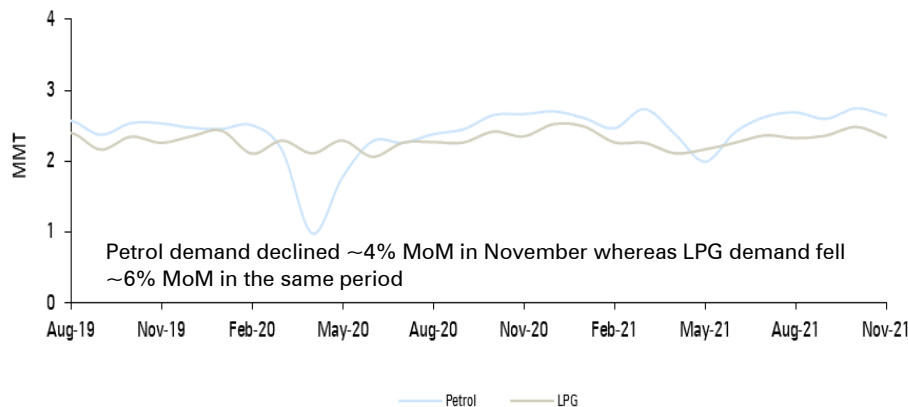
During November 2021, monthly Indian crude steel production was at 9.8 million tonnes (MT) (up 6% YoY, 9.2 MT in November 2020).

## Monthly average peak power demand in 2019 & 2020

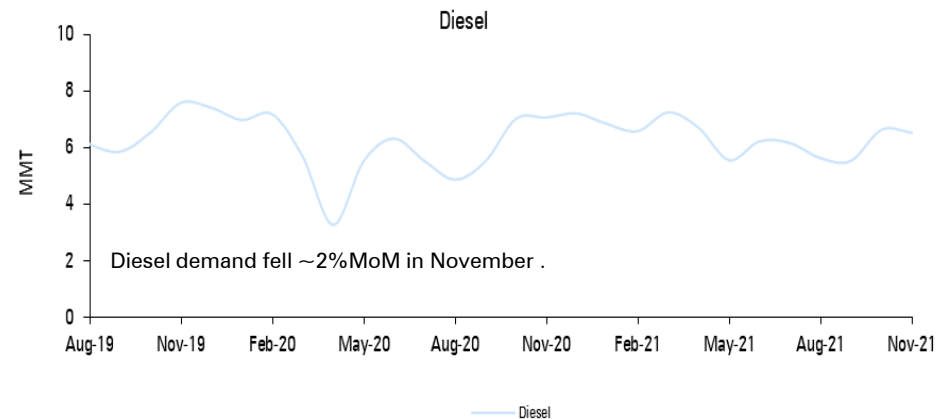


Average peak power demand for December (1-23) grew 1.85% to 168.7 GW vs. 165.6 GW in the same period last year. Peak power demand during the period was registered on December 23 at 181.3 GW.

## Petrol & LPG demand

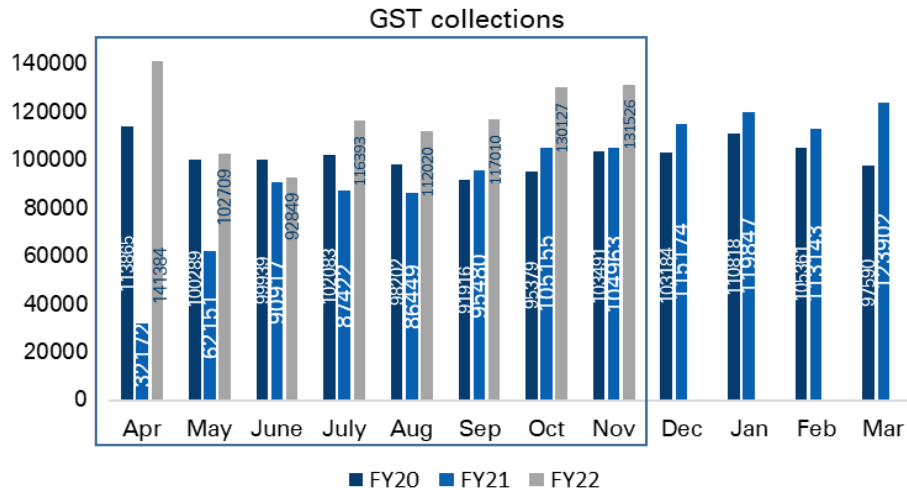


## Diesel demand



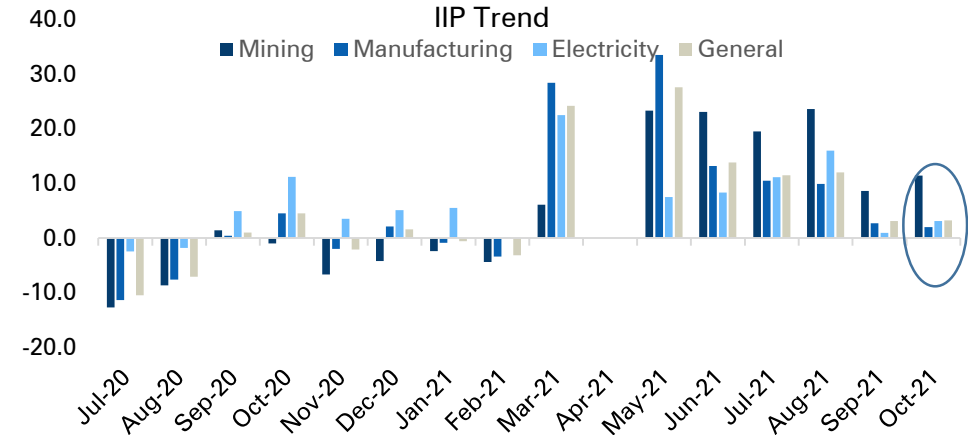
# IIP growth remains subdued for second consecutive month...

## GST collections



Gross GST revenue collected in November came in at ₹ 1,31,526 crore. This was an improvement over the ₹ 1.30 lakh crore collected in October. Out of this, the CGST component accounted for ₹ 23,978 crore, SGST ₹ 31,127 crore, IGST ₹ 66,815 crore (including ₹ 32,165 crore on import of goods) and cess ₹ 9,606 crore (including ₹ 653 crore on import of goods).

## IIP Trend



During October 2021, index of industrial production (IIP) growth slipped to 3.2% while manufacturing and mining sectors performed well. IIP data saw growth of 3.2%, led by 11.4% & 2% growth in manufacturing & mining sectors, respectively. However, electricity data increased to 3.1% during the aforesaid period. The exceptional growth during the current year compared to previous years is visible in the IIP data on account of lower base, which was led by nationwide lockdown in the previous year (for April 2021, no data was available on account of Covid-19).



**Pankaj Pandey**

**Head – Research**

**pankaj.pandey@icicisecurities.com**

**ICICI Direct Research Desk,  
ICICI Securities Limited,  
1st Floor, Akruti Trade Centre,  
Road No 7, MIDC  
Andheri (East)  
Mumbai – 400 093  
research@icicidirect.com**

## ANALYST CERTIFICATION

I/We, Pankaj Research Analysts, authors and the names subscribed to this report, hereby certify that all of the views expressed in this research report accurately reflect our views about the subject issuer(s) or securities. We also certify that no part of our compensation was, is, or will be directly or indirectly related to the specific recommendation(s) or view(s) in this report. It is also confirmed that above mentioned Analysts of this report have not received any compensation from the companies mentioned in the report in the preceding twelve months and do not serve as an officer, director or employee of the companies mentioned in the report.

### Terms & conditions and other disclosures:

ICICI Securities Limited (ICICI Securities) is a full-service, integrated investment banking and is, inter alia, engaged in the business of stock brokering and distribution of financial products. ICICI Securities is Sebi registered stock broker, merchant banker, investment adviser, portfolio manager and Research Analyst. ICICI Securities is registered with Insurance Regulatory Development Authority of India Limited (IRDAI) as a composite corporate agent and with PFRDA as a Point of Presence. ICICI Securities Limited Research Analyst SEBI Registration Number – INH000000990. ICICI Securities Limited SEBI Registration is INZ000183631 for stock broker. ICICI Securities is a subsidiary of ICICI Bank which is India's largest private sector bank and has its various subsidiaries engaged in businesses of housing finance, asset management, life insurance, general insurance, venture capital fund management, etc. ("associates"), the details in respect of which are available on [www.icicibank.com](http://www.icicibank.com).

ICICI Securities is one of the leading merchant bankers/ underwriters of securities and participate in virtually all securities trading markets in India. We and our associates might have investment banking and other business relationship with a significant percentage of companies covered by our Investment Research Department. ICICI Securities generally prohibits its analysts, persons reporting to analysts and their relatives from maintaining a financial interest in the securities or derivatives of any companies that the analysts cover

Recommendation in reports based on technical and derivative analysis centre on studying charts of a stock's price movement, outstanding positions, trading volume etc as opposed to focusing on a company's fundamentals and, as such, may not match with the recommendation in fundamental reports. Investors may visit [icicidirect.com](http://icicidirect.com) to view the Fundamental and Technical Research Reports.

Our proprietary trading and investment businesses may make investment decisions that are inconsistent with the recommendations expressed herein.

ICICI Securities Limited has two independent equity research groups: Institutional Research and Retail Research. This report has been prepared by the Retail Research. The views and opinions expressed in this document may or may not match or may be contrary with the views, estimates, rating, and target price of the Institutional Research.

The information and opinions in this report have been prepared by ICICI Securities and are subject to change without any notice. The report and information contained herein is strictly confidential and meant solely for the selected recipient and may not be altered in any way, transmitted to, copied or distributed, in part or in whole, to any other person or to the media or reproduced in any form, without prior written consent of ICICI Securities. While we would endeavour to update the information herein on a reasonable basis, ICICI Securities is under no obligation to update or keep the information current. Also, there may be regulatory, compliance or other reasons that may prevent ICICI Securities from doing so. Non-rated securities indicate that rating on a particular security has been suspended temporarily and such suspension is in compliance with applicable regulations and/or ICICI Securities policies, in circumstances where ICICI Securities might be acting in an advisory capacity to this company, or in certain other circumstances.

This report is based on information obtained from public sources and sources believed to be reliable, but no independent verification has been made nor is its accuracy or completeness guaranteed. This report and information herein is solely for informational purpose and shall not be used or considered as an offer document or solicitation of offer to buy or sell or subscribe for securities or other financial instruments. Though disseminated to all the customers simultaneously, not all customers may receive this report at the same time. ICICI Securities will not treat recipients as customers by virtue of their receiving this report. Nothing in this report constitutes investment, legal, accounting and tax advice or a representation that any investment or strategy is suitable or appropriate to your specific circumstances. The securities discussed and opinions expressed in this report may not be suitable for all investors, who must make their own investment decisions, based on their own investment objectives, financial positions and needs of specific recipient. This may not be taken in substitution for the exercise of independent judgment by any recipient. The recipient should independently evaluate the investment risks. The value and return on investment may vary because of changes in interest rates, foreign exchange rates or any other reason. ICICI Securities accepts no liabilities whatsoever for any loss or damage of any kind arising out of the use of this report. Past performance is not necessarily a guide to future performance. Investors are advised to see Risk Disclosure Document to understand the risks associated before investing in the securities markets. Actual results may differ materially from those set forth in projections. Forward-looking statements are not predictions and may be subject to change without notice.

ICICI Securities or its associates might have managed or co-managed public offering of securities for the subject company or might have been mandated by the subject company for any other assignment in the past twelve months.

ICICI Securities or its associates might have received any compensation from the companies mentioned in the report during the period preceding twelve months from the date of this report for services in respect of managing or co-managing public offerings, corporate finance, investment banking or merchant banking, brokerage services or other advisory service in a merger or specific transaction.

ICICI Securities encourages independence in research report preparation and strives to minimize conflict in preparation of research report. ICICI Securities or its associates or its analysts did not receive any compensation or other benefits from the companies mentioned in the report or third party in connection with preparation of the research report. Accordingly, neither ICICI Securities nor Research Analysts and their relatives have any material conflict of interest at the time of publication of this report.

Compensation of our Research Analysts is not based on any specific merchant banking, investment banking or brokerage service transactions.

ICICI Securities or its subsidiaries collectively or Research Analysts or their relatives do not own 1% or more of the equity securities of the Company mentioned in the report as of the last day of the month preceding the publication of the research report.

Since associates of ICICI Securities are engaged in various financial service businesses, they might have financial interests or beneficial ownership in various companies including the subject company/companies mentioned in this report.

ICICI Securities may have issued other reports that are inconsistent with and reach different conclusion from the information presented in this report.

Neither the Research Analysts nor ICICI Securities have been engaged in market making activity for the companies mentioned in the report.

We submit that no material disciplinary action has been taken on ICICI Securities by any Regulatory Authority impacting Equity Research Analysis activities.

This report is not directed or intended for distribution to, or use by, any person or entity who is a citizen or resident of or located in any locality, state, country or other jurisdiction, where such distribution, publication, availability or use would be contrary to law, regulation or which would subject ICICI Securities and affiliates to any registration or licensing requirement within such jurisdiction. The securities described herein may or may not be eligible for sale in all jurisdictions or to certain category of investors. Persons in whose possession this document may come are required to inform themselves of and to observe such restriction.