

A large, stylized, light gray letter 'a' with a yellow-to-white gradient shadow, positioned behind the main title text.

Monthly Corporate Action Tracker

Dossier of key corporate actions in December, 2022

Research Analyst

Raj Deepak Singh
rajdeepak.singh@icicisecurities.com

Bharat Chhoda
bharat.chhoda@icicisecurities.com

Cheragh Sidhwa
cheragh.sidhwa@icicisecurities.com

- 1 Announced & Probable dividend
- 2 Board meetings and AGM for December 2022
- 3 Stock split, Right issue and bonus issue for December 2022
- 4 Major stakeholder's activity in November 2022
- 5 Preferential allotment in November 2022
- 6 Historical trends of corporate actions

Companies likely to pay dividend in December 2022

Announced dividend

Company	Dividend (%)	Face value (₹)	Dividend (₹/share)	Dividend Yield (%)	Ex-date
Sukhjit Starch	80.0	10.0	8.0	1.7	15-12-2022
R C F	41.0	10.0	4.1	3.1	15-12-2022
Narmada Gelatine	1000.0	10.0	100.0	20.4	19-12-2022
PTC India	58.0	10.0	5.8	6.4	15-12-2022

Source: Capitaline, ICICI Direct Research

Probable dividend

Company	Dividend (%)	Face value (₹)	Dividend (₹/share)	Dividend Yield (%)	Ex-date
Oriental Aromat.	30.0	5.0	1.5	0.2	09-12-2021
Vedanta	1350.0	1.0	13.5	4.1	17-12-2021
Bajaj Steel Inds	60.0	5.0	3.0	0.4	02-12-2021
Can Fin Homes	75.0	2.0	1.5	0.3	23-12-2021
Hindustan Zinc	900.0	2.0	18.0	5.3	14-12-2021
Bambino Agro Ind	16.0	10.0	1.6	0.6	21-12-2021
Quest Capital	25.0	10.0	2.5	1.0	09-12-2021
Power Grid Corpn	30.0	10.0	3.0	1.5	22-12-2021
Power Grid Corpn	40.0	10.0	4.0	2.0	22-12-2021
Coal India	90.0	10.0	9.0	6.1	06-12-2021
NMDC	901.0	1.0	9.0	9.2	14-12-2021
GAIL (India)	40.0	10.0	4.0	4.7	30-12-2021
Rajesh Exports	100.0	1.0	1.0	0.1	15-12-2021
Brightcom Group	2.5	2.0	0.1	0.0	23-12-2021
Sahyadri Industr	30.0	10.0	3.0	0.5	30-12-2021
Tiger Logistics	10.0	10.0	1.0	0.6	01-12-2021

Source: Capitaline, ICICI Direct Research

- 1 Announced & Probable dividend
- 2 Board meetings and AGM for December 2022
- 3 Stock split, Right issue and bonus issue for December 2022
- 4 Major stakeholder's activity in November 2022
- 5 Preferential allotment in November 2022
- 6 Historical trends of corporate actions

Board Meeting and AGM in December 2022

Board meetings in December 2022

Company name	Meeting date	Board meeting purpose
Himatsing. Seide	15-12-2022	Raising funds through Debt Instr.,Postal Ballot
Jai Balaji Inds.	15-12-2022	Raising funds through Debt Instr.,Preferential Issue
Advani Hotels.	16-12-2022	Interim Dividend
Murudesh.Ceramic	16-12-2022	Issue of Warrants
Patel Engineerin	16-12-2022	Others
Shree Securities	16-12-2022	Stock Split
Sreeleathers	16-12-2022	Others
Goodluck India	19-12-2022	Others
SBC Exports	19-12-2022	Buy Back
Bhatia Communic.	21-12-2022	Others
Rhetan TMT Ltd	21-12-2022	Increase in Authorised Capital,Bonus Issue,Stock Split
Sagar Cements	21-12-2022	Others
Zodiac Cloth. Co	21-12-2022	Others
NDTV	23-12-2022	Change in Directors

Source: Capitaline, ICICI Direct Research

AGM in December 2022

Company	AGM Date	Market Cap
Swiss Military	15-12-2022	347.0
Orissa Minerals	16-12-2022	1839.8
Dredging Corpn.	21-12-2022	1164.7
Brand Concepts	21-12-2022	291.3
IFCI	22-12-2022	3498.1
Eureka Forbes	22-12-2022	8998.5
R C F	23-12-2022	7370.6
Take Solutions	23-12-2022	369.1
Sintex Inds.	26-12-2022	423.1
SpiceJet	26-12-2022	2494.7
KN Agri Resource	26-12-2022	379.7
Tips Films	27-12-2022	214.0
Bheema Cements	28-12-2022	577.0
Hemisphere Prop	28-12-2022	3174.9
Bambino Agro Ind	29-12-2022	311.2
Dish TV India	29-12-2022	3921.9
Fourth Dimension	29-12-2022	332.2
Scooters India	30-12-2022	285.8
Dhanlaxmi Bank	30-12-2022	608.5
PTC India	30-12-2022	2699.6
Equipp Social	30-12-2022	405.7
PTC India Fin	30-12-2022	1069.4
Bohra Industries	30-12-2022	209.9
Spel Semiconduct	31-12-2022	255.3

Source: Capitaline, ICICI Direct Research

- 1 Announced & Probable dividend
- 2 Board meetings and AGM for December 2022
- 3 Stock split, Right issue and bonus issue for December 2022
- 4 Major stakeholder's activity in November 2022
- 5 Preferential allotment in November 2022
- 6 Historical trends of corporate actions

Stock split

Company Name	Ratio	Face value before	Face value after	Record date
		split	split	
Lancer Containe.	1:2	10.0	5.0	16-12-2022
Star Housing Fin	1:2	10.0	5.0	16-12-2022
Bheema Cements	1:10	10.0	1.0	NA
Filatex India	1:2	2.0	1.0	NA
Supreme Petroch.	1:2	4.0	2.0	06-01-2023
Vishnu Chemicals	1:5	10.0	2.0	NA
Fourth Dimension	1:5	10.0	2.0	NA
Servotech Power	1:5	10.0	2.0	NA
Shreeji Translog	1:5	10.0	2.0	NA
Rajnish Wellness	1:2	2.0	1.0	NA

Source: Capitaline, ICICI Direct Research

Bonus issue

Company name	Ratio	Ex-bonus date	Record date
Prec. Wires (I)	1:2	22-12-2022	22-12-2022
Zim Laboratories	2:1	22-12-2022	22-12-2022
Gloster Ltd	1:1	16-12-2022	17-12-2022
CL Educate	1:1	16-12-2022	16-12-2022
Star Housing Fin	1:1	16-12-2022	16-12-2022

Source: Capitaline, ICICI Direct Research

Right issue

Company Name	Issue Price	Ratio	Ex - Rights Date
RSWM Ltd	100.00	1:1	16-12-2022
Anjani Portland	197.00	1:2	16-12-2022
Quint Digital	50.00	42:37	22-12-2022
Thambbi Modern	10.00	1:1	16-12-2022

Source: Capitaline, ICICI Direct Research

- 1 Announced & Probable dividend
- 2 Board meetings and AGM for December 2022
- 3 Stock split, Right issue and bonus issue for December 2022
- 4 Major stakeholder's activity in November 2022
- 5 Preferential allotment in November 2022
- 6 Historical trends of corporate actions

Major stakeholder's activity in November 2022

Company	No of shares Bought/Sold (In lakhs)	Total Equity (In lakhs)	Net change % of total (%)
Dr Lal Pathlabs	16.7	833.5	2.0
Amber Enterp.	1.4	336.9	0.4
Zomato Ltd	980.0	85517.4	1.1
Bajaj Auto	-56.7	2893.7	-2.0
Trent	-72.8	3554.9	-2.0
Apollo Hospitals	-30.4	1437.8	-2.1
One 97	-293.5	6493.3	-4.5
PB Fintech.	-182.8	4501.2	-4.1
Indigo Paints	-15.6	475.7	-3.3
Delhivery	-184.0	7281.4	-2.5

Source: Capitaline, ICICI Direct Research

Key Highlights

- ❖ Wasatch Advisors purchased 16.7 lakh shares (2.0%) of Dr Lal Pathlabs
- ❖ Alberta Investment Management Corporation purchased 1.4 lakh shares (0.4%) of Amber Enterp.
- ❖ Macritchie Investments Pte purchased 980.0 lakh shares (1.1%) of Zomato Ltd
- ❖ Life Insurance Corporation of India sold 56.7 lakh shares (2.0%) of Bajaj Auto
- ❖ Wasatch Advisors sold 72.8 lakh shares (2.0%) of Trent
- ❖ Sands Capital Management sold 30.4 lakh shares (2.1%) of Apollo Hospitals
- ❖ SVF India Holdings sold 293.5 lakh shares (4.5%) of One 97
- ❖ Tiger Global Eight Holdings sold 182.8 lakh shares (4.1%) of PB Fintech
- ❖ Sequoia Capital India sold 15.6 lakh shares (3.3%) of Indigo Paints
- ❖ CA Swift Investments sold 184.0 lakh shares (2.5%) of Delhivery

- 1 Announced & Probable dividend
- 2 Board meetings and AGM for December 2022
- 3 Stock split, Right issue and bonus issue for December 2022
- 4 Major stakeholder's activity in November 2022
- 5 Preferential allotment in November 2022
- 6 Historical trends of corporate actions

On a month on month (MoM) basis, the momentum related to raising money (in terms of number of companies) through preferential allotment improved in November 2022. Total 16 companies raised capital through the preferential allotment route in November 2022 compared to 11 companies in October 2022. L T Foods, Kinetic Engineering, Patels Airtemp, Arrow Greentech and Star Housing Finance were among major companies that raised capital through preferential allotment in November 2022. Overall, preferential allotment declined as a funding route over CY17-19. For full year CY18, 223 companies had raised capital through preferential allotment compared to 243 companies in CY17 and 142 companies for CY19. For CY20, 156 companies raised capital through preferential allotment. In CY21 preferential allotment gained traction as 264 companies raised capital through preferential allotment. However, for YTDCY22 (up to November 2022), the momentum has been muted with 160 companies raising capital through preferential allotment.

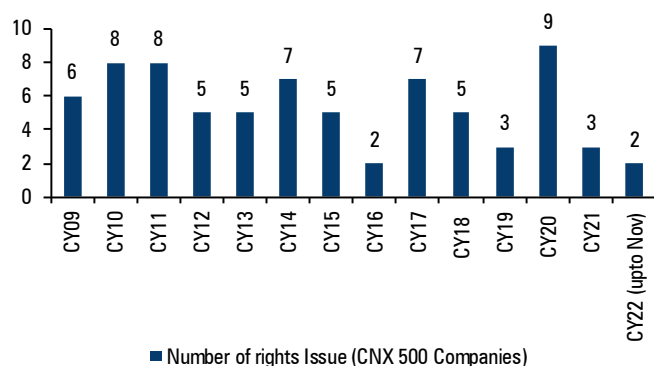
Preferential allotment in November 2022

Company	No. of Eq. Shares (in crore)	Face Value (₹)	Issue Price (₹)	Issued To	Issued Category	Date of allotment
Kinetic Engg.	0.1	10.0	116.0	Micro Age Instruments Private Ltd	Promoter	02-11-2022
Patels Airtemp	0.0	10.0	232.0	Narayanbhai G Patel & PACs	Promoters & Promoter Group	16-11-2022
Arrow Greentech	0.1	10.0	108.0	Ajay Parikh & PACs	NA	30-11-2022
Websol Energy	0.1	10.0	108.0	M/s. India Max Investment Fund Limited	NA	02-11-2022
Websol Energy	0.1	10.0	108.0	M/s. Websol Green Projects Private Limited	NA	02-11-2022
L T Foods	2.7	1.0	142.2	SALIC International Investment Company	Private Placement Basis	10-11-2022
Bohra Industries	0.1	10.0	45.0	PRIYA BHUTRA & PACs	NA	01-11-2022
Star Housing Fin	0.1	10.0	153.0	Zenith Multi Tradins DMCC & PACs	Non - Promoter Group	12-11-2022
ANG Lifesciences	0.0	10.0	200.0	RajeshKumar Chhaganlal Khatri	Non-Promoter	29-11-2022
Vikas Lifecare	10.8	1.0	4.7	Calypso Global Investment Fund & PACs	QIBs	24-11-2022
DRC Systems	0.5	1.0	40.0	Somani Multibiz Ltd	Promoter & Promoter Group	03-11-2022

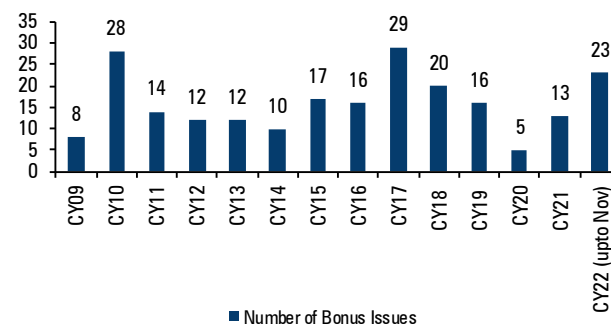
Source: Capitaline, ICICI Direct Research

- 1 Announced & Probable dividend
- 2 Board meetings and AGM for December 2022
- 3 Stock split, Right issue and bonus issue for December 2022
- 4 Major stakeholder's activity in November 2022
- 5 Preferential allotment in November 2022
- 6 Historical trends of corporate actions

Number of rights issues- CNX 500



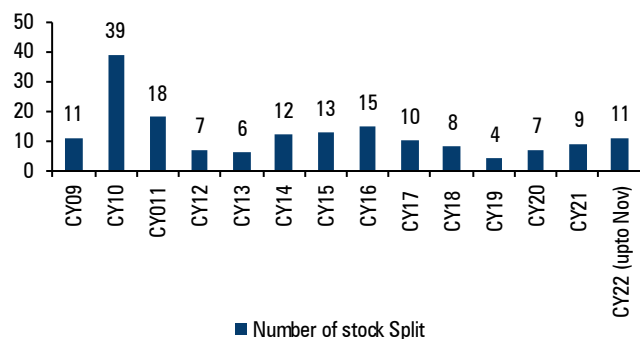
Number of bonus issues- CNX 500



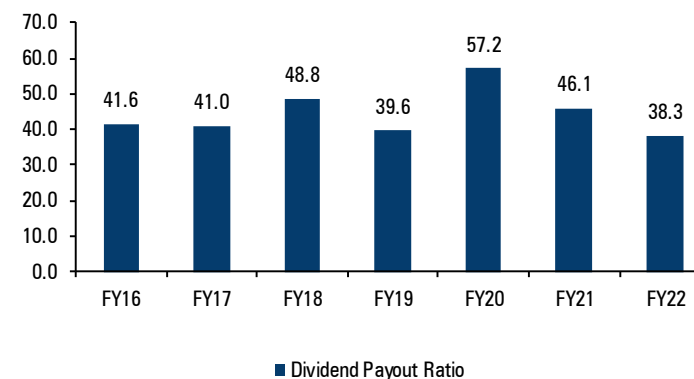
Key Highlights

- ❖ Of the CNX 500 companies, three used the rights issue method to raise capital in CY21 compared to nine in CY20
- ❖ Total 13 companies had announced bonus issue in CY21 compared to five in CY20

Number of stock splits- CNX 500



Average dividend payout ratio (%) for CNX 500



Key Highlights

- ❖ Nine companies had announced a stock split in CY21 compared to seven in CY20
- ❖ Average dividend payout ratio declined to 38.3% in FY22



Pankaj Pandey

Head – Research

pankaj.pandey@icicisecurities.com

ICICI Direct Research Desk,
ICICI Securities Limited,
1st Floor, Akruti Trade Centre,
Road no.7, MIDC
Andheri (East)
Mumbai – 400 093
research@icicidirect.com

ANALYST CERTIFICATION

I/We, Raj Deepak Singh B.E, MBA (Finance), Bharat Chhoda, MBA, Cheragh Sidhwa, MBA, Research Analysts, authors and the names subscribed to this report, hereby certify that all of the views expressed in this research report accurately reflect our views about the subject issuer(s) or securities. We also certify that no part of our compensation was, is, or will be directly or indirectly related to the specific recommendation(s) or view(s) in this report. It is also confirmed that above mentioned Analysts of this report have not received any compensation from the companies mentioned in the report in the preceding twelve months and do not serve as an officer, director or employee of the companies mentioned in the report.

Terms & conditions and other disclosures:

ICICI Securities Limited (ICICI Securities) is a full-service, integrated investment banking and is, inter alia, engaged in the business of stock brokering and distribution of financial products.

ICICI Securities is Sebi registered stock broker, merchant banker, investment adviser, portfolio manager and Research Analyst. ICICI Securities is registered with Insurance Regulatory Development Authority of India Limited (IRDAI) as a composite corporate agent and with PFRDA as a Point of Presence. ICICI Securities Limited Research Analyst SEBI Registration Number – INH000000990. ICICI Securities Limited SEBI Registration is INZ000183631 for stock broker. ICICI Securities is a subsidiary of ICICI Bank which is India's largest private sector bank and has its various subsidiaries engaged in businesses of housing finance, asset management, life insurance, general insurance, venture capital fund management, etc. ("associates"), the details in respect of which are available on www.icicibank.com.

ICICI Securities is one of the leading merchant bankers/ underwriters of securities and participate in virtually all securities trading markets in India. We and our associates might have investment banking and other business relationship with a significant percentage of companies covered by our Investment Research Department. ICICI Securities and its analysts, persons reporting to analysts and their relatives are generally prohibited from maintaining a financial interest in the securities or derivatives of any companies that the analysts cover.

Recommendation in reports based on technical and derivative analysis centre on studying charts of a stock's price movement, outstanding positions, trading volume etc as opposed to focusing on a company's fundamentals and, as such, may not match with the recommendation in fundamental reports. Investors may visit icicidirect.com to view the Fundamental and Technical Research Reports.

Our proprietary trading and investment businesses may make investment decisions that are inconsistent with the recommendations expressed herein.

ICICI Securities Limited has two independent equity research groups: Institutional Research and Retail Research. This report has been prepared by the Retail Research. The views and opinions expressed in this document may or may not match or may be contrary with the views, estimates, rating, and target price of the Institutional Research.

The information and opinions in this report have been prepared by ICICI Securities and are subject to change without any notice. The report and information contained herein is strictly confidential and meant solely for the selected recipient and may not be altered in any way, transmitted to, copied or distributed, in part or in whole, to any other person or to the media or reproduced in any form, without prior written consent of ICICI Securities. While we would endeavour to update the information herein on a reasonable basis, ICICI Securities is under no obligation to update or keep the information current. Also, there may be regulatory, compliance or other reasons that may prevent ICICI Securities from doing so. Non-rated securities indicate that rating on a particular security has been suspended temporarily and such suspension is in compliance with applicable regulations and/or ICICI Securities policies, in circumstances where ICICI Securities might be acting in an advisory capacity to this company, or in certain other circumstances.

This report is based on information obtained from public sources and sources believed to be reliable, but no independent verification has been made nor is its accuracy or completeness guaranteed. This report and information herein is solely for informational purpose and shall not be used or considered as an offer document or solicitation of offer to buy or sell or subscribe for securities or other financial instruments. Though disseminated to all the customers simultaneously, not all customers may receive this report at the same time. ICICI Securities will not treat recipients as customers by virtue of their receiving this report. Nothing in this report constitutes investment, legal, accounting and tax advice or a representation that any investment or strategy is suitable or appropriate to your specific circumstances. The securities discussed and opinions expressed in this report may not be suitable for all investors, who must make their own investment decisions, based on their own investment objectives, financial positions and needs of specific recipient. This may not be taken in substitution for the exercise of independent judgment by any recipient. The recipient should independently evaluate the investment risks. The value and return on investment may vary because of changes in interest rates, foreign exchange rates or any other reason. ICICI Securities accepts no liabilities whatsoever for any loss or damage of any kind arising out of the use of this report. Past performance is not necessarily a guide to future performance. Investors are advised to see Risk Disclosure Document to understand the risks associated before investing in the securities markets. Actual results may differ materially from those set forth in projections. Forward-looking statements are not predictions and may be subject to change without notice.

ICICI Securities or its associates might have managed or co-managed public offering of securities for the subject company or might have been mandated by the subject company for any other assignment in the past twelve months.

ICICI Securities or its associates might have received any compensation from the companies mentioned in the report during the period preceding twelve months from the date of this report for services in respect of managing or co-managing public offerings, corporate finance, investment banking or merchant banking, brokerage services or other advisory service in a merger or specific transaction.

ICICI Securities or its associates might have received any compensation for products or services other than investment banking or merchant banking or brokerage services from the companies mentioned in the report in the past twelve months.

ICICI Securities encourages independence in research report preparation and strives to minimize conflict in preparation of research report. ICICI Securities or its associates or its analysts did not receive any compensation or other benefits from the companies mentioned in the report or third party in connection with preparation of the research report. Accordingly, neither ICICI Securities nor Research Analysts and their relatives have any material conflict of interest at the time of publication of this report.

Compensation of our Research Analysts is not based on any specific merchant banking, investment banking or brokerage service transactions.

ICICI Securities or its subsidiaries collectively or Research Analysts or their relatives do not own 1% or more of the equity securities of the Company mentioned in the report as of the last day of the month preceding the publication of the research report.

Since associates of ICICI Securities and ICICI Securities as an entity are engaged in various financial service businesses, they might have financial interests or actual/ beneficial ownership of one percent or more or other material conflict of interest various companies including the subject company/companies mentioned in this report.

ICICI Securities may have issued other reports that are inconsistent with and reach different conclusion from the information presented in this report.

Neither the Research Analysts nor ICICI Securities have been engaged in market making activity for the companies mentioned in the report.

We submit that no material disciplinary action has been taken on ICICI Securities by any Regulatory Authority impacting Equity Research Analysis activities.

This report is not directed or intended for distribution to, or use by, any person or entity who is a citizen or resident of or located in any locality, state, country or other jurisdiction, where such distribution, publication, availability or use would be contrary to law, regulation or which would subject ICICI Securities and affiliates to any registration or licensing requirement within such jurisdiction. The securities described herein may or may not be eligible for sale in all jurisdictions or to certain category of investors. Persons in whose possession this document may come are required to inform themselves of and to observe such restriction.