

Distributed By:



**CANARA ROBECO**  
Mutual Fund

# Investing in Canara Robeco Equity Tax Saver Fund is like having twins

## You get a dual advantage.

The Canara Robeco Equity Tax Saver Fund offers you the twin advantage of growth potential from investing in equities as well as tax savings under Sec 80C\*\*. The three-year lock in period aids the potential for your money to grow, as the fund has the flexibility to invest in large and medium-sized companies that have strong fundamentals. It's just one of the many funds from Canara Robeco that has the potential for you to have a smart tomorrow.



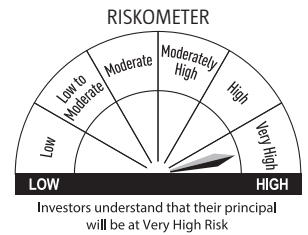
## CANARA ROBECO EQUITY TAX SAVER FUND

(ELSS - An open ended equity linked saving scheme with a statutory lock in of 3 years and tax benefit)

This product is suitable for investors who are seeking\*:

- Capital appreciation over long term
- Investment in equity and equity related securities with a statutory lock in of 3 years and tax benefit

\*Investors should consult their financial advisers if in doubt about whether the product is suitable for them.



### Tax Planning and importance of 80 C

Tax Savings: A Rupee Saved is a Rupee Earned

Saving taxes is important. Tax Savings up to ₹ 46,800\*\* per annum for an investment up to ₹ 1.5 Lacs under Section 80 C of Income Tax Act, 1961.

Lock-in period of 3 Years –much shorter than other tax deductible investment options

Flexible Investment Strategy: The longer holding period helps in compounding the returns accumulated over the lock in period of the fund

Equity Markets Participation: Long Term Investing. It is widely believed that Indian Equity markets are in a secular bull run.

### Canara Robeco Equity Tax Saver Fund - Advantages Galore

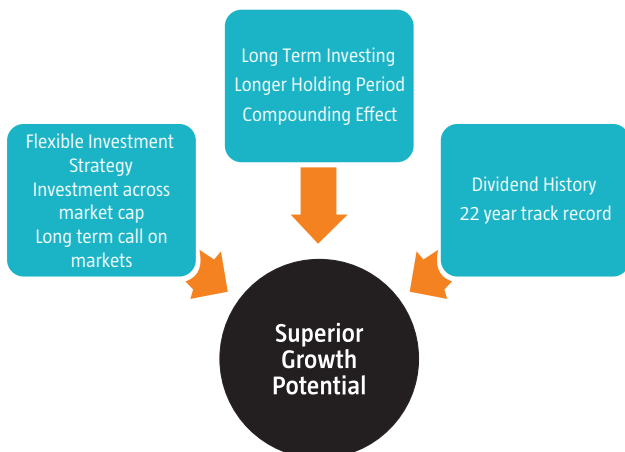
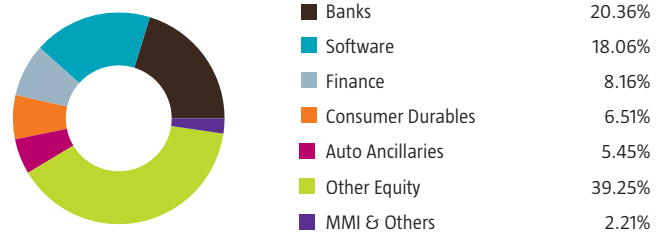
Canara Robeco Equity Tax Saver Fund is for those who want to take advantage of tax benefits and are keen to participate in the Indian growth story through a diversified equity portfolio.

The fund seeks to benefit from long term investing due to its lock-in and has a blended portfolio of diversified stocks with GARP (Growth at Reasonable Price) style of investing.

### Scheme Features

- Provides dual benefit of Equity investing along with Tax Saving
- GARP (Growth at Reasonable Price) style of investing
- No Cap bias in the portfolio helps investors benefit from growth opportunities across capitalization stocks

### Sector Allocation (as on 30th April, 2021)



\*\*Assuming highest tax bracket i.e. tax rate of 30% plus 4% cess. Information on tax benefit is based on prevailing taxation laws. Kindly Consult your tax advisor for actual tax implication before investment.

## SIP in Canara Robeco Equity Tax Saver Fund

- SIP is a strategy whereby an investor commits to invest a fixed amount at specified intervals
- Law of Averaging at work – Rupee Cost Averaging at its best
- Focus on consistent & continuous investments – Fixed Money for Fixed Period of time to benefit from market volatility
- Imparts Discipline in investing – The most needed quality for a long term investor
- Each SIP instalment would attract a 3 year lock-in period

## Top 10 Portfolio Holdings (as on 30th April, 2021)

Portfolio is spread across 51 stocks with Top 10 Stocks contributing to 46.55% of the Net Assets.

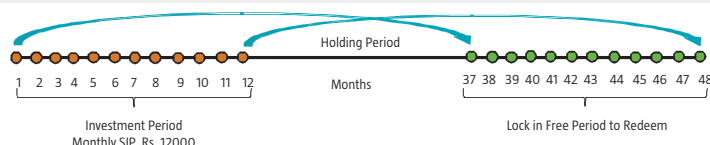
Name of the Company	Industry	% of Net Assets
Infosys Ltd	Software	9.05
ICICI Bank Ltd	Banks	7.36
HDFC Bank Ltd	Banks	5.30
Larsen & Toubro Ltd	Construction Project	4.46
Tata Steel Ltd	Ferrous Metals	4.35
Tata Consultancy Services Ltd	Software	4.29
Bajaj Finance Ltd	Finance	3.53
Axis Bank Ltd	Banks	3.25
State Bank of India	Banks	2.72
Asian Paints Ltd	Consumer Non Durables	2.24

## Income Distribution cum Capital Withdrawal (IDCW) - Payout/Reinvestment

Date of declaration (Record Date)	Dividend Distribution per unit*	NAV as on the date of declaration
<b>Regular IDCW - Payout/Reinvestment</b>		
14-Mar-04	1.50	14.09
02-Mar-05	2.50	16.98
21-Feb-06	4.00	22.46
15-Mar-07	6.00	20.54
28-Mar-08	3.00	19.22
08-Jan-10	2.00	22.14
19-Mar-10	2.00	20.91
21-Jan-11	2.00	21.22
18-Mar-11	1.00	18.25
09-Mar-12	1.00	18.11
08-Mar-13	1.50	19.53
20-Dec-13	0.75	18.48
10-Oct-14	1.00	24.68
27-Feb-15	1.00	27.22
06-Nov-15	1.00	24.49
26-Feb-16	0.89	20.15
04-Nov-16	1.00	24.04
28-Feb-17	0.90	23.56
10-Nov-17	1.00	26.59
23-Feb-18	1.00	26.27
30-Nov-18	1.00	26.10
22-Feb-19	1.00	24.70
29-Nov-19	1.10	26.59
28-Feb-20	1.10	25.26
27-Nov-20	1.10	28.03
26-Feb-21	1.55	31.15
<b>Direct IDCW - Payout/Reinvestment</b>		
22-Feb-19	1.50	37.03
29-Nov-19	1.60	40.15
28-Feb-20	1.65	38.31
27-Nov-20	1.75	42.77
26-Feb-21	2.25	47.78

Dividend was paid only for Regular plan. ● \*Dividend is on face value of 10/- per unit . ● \*\*Pursuant to Canara Robeco Mutual Fund Notice cum Addendum No. 50, the Nomenclature of dividend option(s) under Regular plan and Direct plan stands revised w.e.f. 1st April, 2021. For more information, kindly visit our website <http://www.canararobeco.com>. ● The dividend amount is before tax calculation. ● Past performance may or may not be sustained in the future. Pursuant to payment of dividend, the NAV of the dividend option of the scheme would fall to the extent of payout and statutory levy (if applicable).

- Canara Robeco Equity Tax Saver Fund has given a dividend of ₹ 49.39 per unit since inception. Therefore, an investment of ₹ 1 lac would have earned a Tax Free Dividend of ₹ 4.94<sup>§</sup> lacs since inception
  - Additionally the ₹ 1 lac investment would have grown to ₹ 2.61<sup>§</sup> lacs (as on 30th April, 2021)
  - So avail Tax Savings & aim for Wealth Creation by investing in Canara Robeco Equity Tax Saver Fund
- <sup>§</sup>Past performance may or may not be sustained in future. Since Inception Date: March 31, 1993.



Information on tax benefit is based on prevailing taxation laws. Kindly Consult your tax advisor for actual tax implication before investment.

## Fund Specifics

Fund Inception	31st March, 1993
Investment Objective	ELSS seeking to provide long term capital appreciation by predominantly investing in equities to facilitate the subscribers to seek tax benefits as provided under Section 80 C of the Income Tax Act, 1961. However, there can be no assurance that the investment objective of the scheme will be realized.
Asset Allocation	Equity and equity related instruments - 80% to 100% (Risk- High) ● Money Market instruments- 0% to 20% (Risk- Low)
Monthend AUM(₹) <sup>®</sup>	2044.06 Crores
Minimum Investment Amount	₹ 500 and in multiples of ₹1 thereafter <b>Subsequent purchases:</b> Minimum amount of ₹500 and multiples of ₹ 1 thereafter <b>SIP:</b> For any date / monthly frequency – ₹500 and in multiples of ₹ 1 thereafter For quarterly frequency – ₹1000 and in multiples of ₹ 1 thereafter <b>STP:</b> For Daily/Weekly/Monthly frequency – ₹500 and in multiples of ₹ 1 thereafter For quarterly frequency – ₹1000 and in multiples of ₹ 1 thereafter <b>SWP:</b> For monthly frequency – ₹ 500 and in multiples of ₹ 1 thereafter For quarterly frequency – ₹ 1000 and in multiples of ₹ 1 thereafter
Entry Load	Nil
Exit Load	Nil
Benchmark	S&P BSE 100 TRI
Investment Options/Plans**	Regular Plan - Payout of Income Distribution cum Capital Withdrawal Option Regular Plan - Growth Option Direct Plan - Payout of Income Distribution cum Capital Withdrawal Option Direct Plan - Growth Option
Fund Manager	Ms. Cheenu Gupta / Mr. Shridatta Bhandwalder

<sup>®</sup>Monthend AUM as on 30.04.2021

\*\*Pursuant to Canara Robeco Mutual Fund Notice cum Addendum No. 50, the Nomenclature of dividend option(s) under Regular plan and Direct plan stands revised w.e.f. 1st April, 2021. For more information, kindly visit our website <http://www.canararobeco.com>.

## PERFORMANCE AT A GLANCE

(as on April 30, 2021)

### CANARA ROBECO EQUITY TAX SAVER FUND - Regular Plan Growth option

Fund Manager: (1) Ms. Cheenu Gupta is managing the scheme since 12-March-18 (2) Mr. Shridatta Bhandwalder is managing the scheme since 01-October-19.

Period	Returns (%)			Current Value of Standard Investment of ₹ 10000		
	Scheme	S&P BSE 100 TRI <sup>#</sup>	S&P BSE SENSEX TRI <sup>##</sup>	Scheme	S&P BSE 100 TRI <sup>#</sup>	S&P BSE SENSEX TRI <sup>##</sup>
Last 1 Year	54.86	50.84	46.26	15486	15084	14626
Last 3 Years	15.69	11.36	12.82	15489	13826	14377
Last 5 Years	16.56	14.69	15.15	21530	19863	20260
Since Inception (CAGR)	19.78	16.54	16.23	91174	65180	63047

The past performance may or may not be sustained in the future. Returns are based on growth NAV of Regular plan and are calculated on compounded annualized basis for a period of more than (or equal to) a year and absolute basis for a period less than a year. Inception date of Regular Plan Growth Option : 02-February-2009. Inception date of Scheme – 31-March-1993. Different plans have a different expense structure.

### CANARA ROBECO EQUITY TAX SAVER FUND - Regular Plan Dividend option

Fund Manager: (1) Ms. Cheenu Gupta is managing the scheme since 12-March-18 (2) Mr. Shridatta Bhandwalder is managing the scheme since 01-October-19.

Period	Returns (%)			Current Value of Standard Investment of ₹ 10000		
	Scheme	S&P BSE 100 TRI <sup>#</sup>	S&P BSE SENSEX TRI <sup>##</sup>	Scheme	S&P BSE 100 TRI <sup>#</sup>	S&P BSE SENSEX TRI <sup>##</sup>
Last 1 Year	54.85	50.84	46.26	15485	15084	14626
Last 3 Years	15.68	11.36	12.82	15486	13826	14377
Last 5 Years	16.56	14.69	15.15	21534	19863	20260
Since Inception (CAGR)	14.95	12.93	13.08	501077	305026	316591

The past performance may or may not be sustained in the future. Returns are based on NAV of Regular Plan Dividend option and are calculated on compounded annualized basis for a period of more than (or equal to) a year and absolute basis for a period less than a year. Inception Date: March 31, 1993. Different plans have a different expense structure.

## Scheme Performance - Fund Manager wise

(as on April 30, 2021)

Fund Manager: Ms. Cheenu Gupta

Scheme Names	CAGR (%)							
	1 Year Return		3 Years Return		5 Years Return		Since Inception	
	Scheme	Benchmark <sup>#</sup>	Scheme	Benchmark <sup>#</sup>	Scheme	Benchmark <sup>#</sup>	Scheme	Benchmark <sup>#</sup>
CANARA ROBECO EQUITY TAX SAVER FUND	35.12	36.43	12.03	11.63	13.79	13.34	11.40	0.00
CANARA ROBECO CONSUMER TRENDS FUND	47.42	50.84	13.51	11.36	17.73	14.69	15.80	11.48
CANARA ROBECO EQUITY HYBRID FUND <sup>^</sup>	35.12	36.43	12.03	11.63	13.79	13.34	11.40	0.00
CANARA ROBECO INFRASTRUCTURE	54.19	71.37	4.68	-0.61	9.89	9.58	11.91	-
CANARA ROBECO SMALL CAP FUND <sup>*</sup>	94.76	102.54	N.A.	N.A.	N.A.	N.A.	24.94	22.72

Note:

- Ms. Cheenu Gupta manages 5 open-ended schemes of Canara Robeco Mutual Fund.
- Period for which scheme's performance has been provided is computed basis last day of the month-end preceding the date of advertisement
- Different plans shall have a different expense structure. The performance details provided herein are of Regular plan - Growth Option
- <sup>^</sup> Managing the portfolio only for equity allocation along with Mr. Shridatta Bhandwalder
- Past performance may or may not be sustained in the future.
- <sup>\*</sup> The scheme has been in existence for more than 1 year but less than 3 years.

Fund Manager: Mr. Shridatta Bhandwaladar

Scheme Names	CAGR (%)							
	1 Year Return		3 Years Return		5 Years Return		Since Inception	
	Scheme	Benchmark <sup>#</sup>	Scheme	Benchmark <sup>#</sup>	Scheme	Benchmark <sup>#</sup>	Scheme	Benchmark <sup>#</sup>
CANARA ROBECO FLEXICAP FUND	46.12	56.56	13.38	10.72	16.10	15.00	17.97	16.18
CANARA ROBECO BLUE CHIP EQUITY FUND	44.52	50.84	14.69	11.36	15.87	14.69	12.44	10.84
CANARA ROBECO EQUITY HYBRID FUND <sup>^</sup>	35.12	36.43	12.03	11.63	13.79	13.34	11.40	0.00
CANARA ROBECO INFRASTRUCTURE	54.19	71.37	4.68	-0.61	9.89	9.58	11.91	-
CANARA ROBECO EQUITY TAX SAVER FUND	35.12	36.43	12.03	11.63	13.79	13.34	11.40	0.00
CANARA ROBECO EMERGING EQUITIES	54.49	63.42	10.28	10.56	17.16	15.96	17.23	N.A.
CANARA ROBECO CONSUMER TRENDS FUND	47.42	50.84	13.51	11.36	17.73	14.69	15.80	11.48
CANARA ROBECO SMALL CAP FUND <sup>*</sup>	94.76	102.54	N.A.	N.A.	N.A.	N.A.	24.94	22.72

Note:

- Mr. Shridatta Bhandwaladar manages 8 open-ended schemes of Canara Robeco Mutual Fund.
- Period for which scheme's performance has been provided is computed basis last day of the month-end preceding the date of advertisement
- Different plans shall have a different expense structure. The performance details provided herein are of Regular plan - Growth Option.
- <sup>^</sup> Managing the portfolio only for equity allocation along with Ms. Cheenu Gupta
- Past performance may or may not be sustained in the future.
- <sup>\*</sup> The scheme has been in existence for more than 1 year but less than 3 years.

## SIP RETURNS

(as on April 30, 2021)

### CANARA ROBECO EQUITY TAX SAVER FUND

Fund Manager: Ms. Cheenu Gupta / Mr. Shridatta Bhandwaladar

	Since Inception	10 yr	7 yr	5 yr	3 yr	1 yr
Total Amt invested (INR)	1470000	1200000	840000	600000	360000	120000
Market Value (INR)	4034737	2729191	1476072	952016	512925	152800
Scheme Returns	15.42%	15.69%	15.83%	18.55%	24.45%	54.79%
S&P BSE 100 TRI <sup>#</sup>	12.93%	13.43%	13.17%	14.72%	18.64%	48.53%
S&P BSE SENSEX TRI <sup>##</sup>	13.00%	13.44%	13.45%	15.30%	17.96%	42.54%
Inception Date (Canara Robeco Equity Tax saver - Reg Growth Plan)	02-Feb-09					

1. Investment date is taken to be 1st of the month or next business day if 1st is a holiday and investment of ₹ 10000 is taken. Returns are as on 30-April-2021 and are CAGR. 2. The calculations are based on the regular growth plan NAVs. 3. Past performance may or may not be sustained in the future. Scheme Benchmark<sup>#</sup>, Additional benchmark<sup>##</sup>

Disclaimer : The information used towards formulating the outlook have been obtained from sources published by third parties. While such publications are believed to be reliable, the opinions expressed in this document are of personal nature and does not constitute the views of Canara Robeco Asset Management. It is hereby expressly stated that, neither the AMC, its officers, the trustees, the Fund or any of their affiliates or representatives assume any responsibility for the accuracy of such information or the views thereof. Further, CRMF, its Sponsors, its Trustees, CRAMC, its employees, officer, Directors, etc. assume no financial liability whatsoever to the user of this document. This document is for general information purposes only and should not construed as solicitation to invest in the Mutual Fund schemes.

ICICI Securities Ltd. (I-Sec). Registered office of I-Sec is at ICICI Securities Ltd. - ICICI Centre, H. T. Parekh Marg, Churchgate, Mumbai - 400020, India, Tel No : 022 - 2288 2460, 022 - 2288 2470. AMFI Regn. No.: ARN-0845. We are distributors for Mutual funds. Mutual Fund Investments are subject to market risks, read all scheme related documents carefully. The contents herein above shall not be considered as an invitation or persuasion to trade or invest. I-Sec and affiliates accept no liabilities for any loss or damage of any kind arising out of any actions taken in reliance thereon.

Mutual fund investments are subject to market risks, read all scheme related documents carefully.

Canara Robeco Mutual Fund

Investment Manager : Canara Robeco Asset Management Co. Ltd. Construction House, 4th Floor, 5, Walchand Hirachand Marg, Ballard Estate, Mumbai 400 001. Tel.: 6658 5000 Fax: 6658 5012 / 13. www.canararobeco.com Toll Free No : 1800 209 2726 CIN No : U65990MH1993PLC071003

Distributed by :

Distributed By:



**CANARA ROBECO**  
Mutual Fund