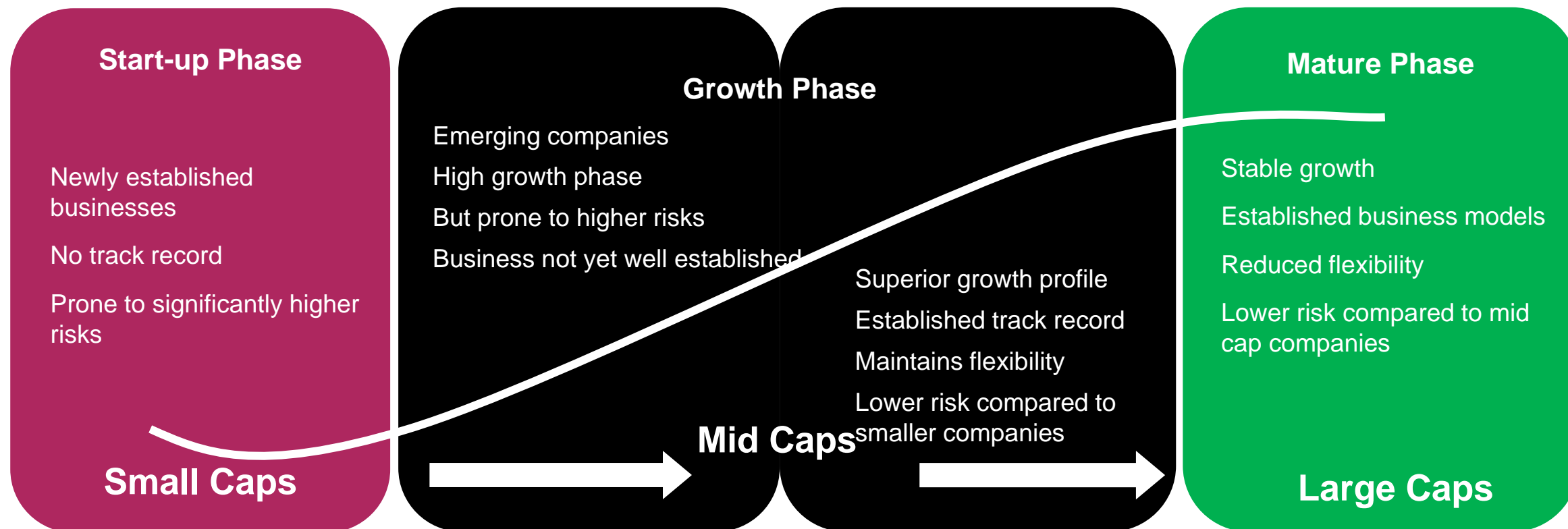


# Axis Midcap Fund

(An open ended equity scheme predominantly investing in Mid Cap stocks)

# Traditional Life Cycle of a company

Unique long term orientation that helps investors



Current Portfolio Allocation is based on the prevailing market conditions and is subject to changes depending on the fund manager's view of the equity markets.

# There is a high dispersion in long term stock performance

## Nifty Midcap 100 Index – Stock dispersion (2010-2020)

	% pa	Absolute(%)
Quartile I	31.3%	1610.8%
Quartile II	17.1%	395.3%
<b>Nifty Midcap 100 Index</b>	16.9%	379%
Quartile III	5.1%	76.8%
Quartile IV	-13.4%	-64.2%

**Large dispersion** in stock performance in mid-caps

- The cost of mistakes can be very high – permanent capital erosion
- Stock picking and **focus on sustainability** becomes key

Weak companies have destroyed significant investor wealth

Source: Bloomberg, Data considered from Dec 2010 - Dec 2020. Past performance may or may not be sustained in the future.

# Axis Midcap Fund

(An open ended equity scheme  
predominantly investing in Mid Cap stocks)

# Introducing Axis Midcap Fund

## Investment Focus

- The fund aims to target the quality midcaps to create an actively managed diversified portfolio
- Quality mid cap companies combine the flexible, innovative, high-growth features of mid and small size companies with the proven management and liquidity of quality companies.
- Bottom-up stock selection process, focusing on appreciation potential of individual stocks from a fundamental perspective.

### What do we look for?

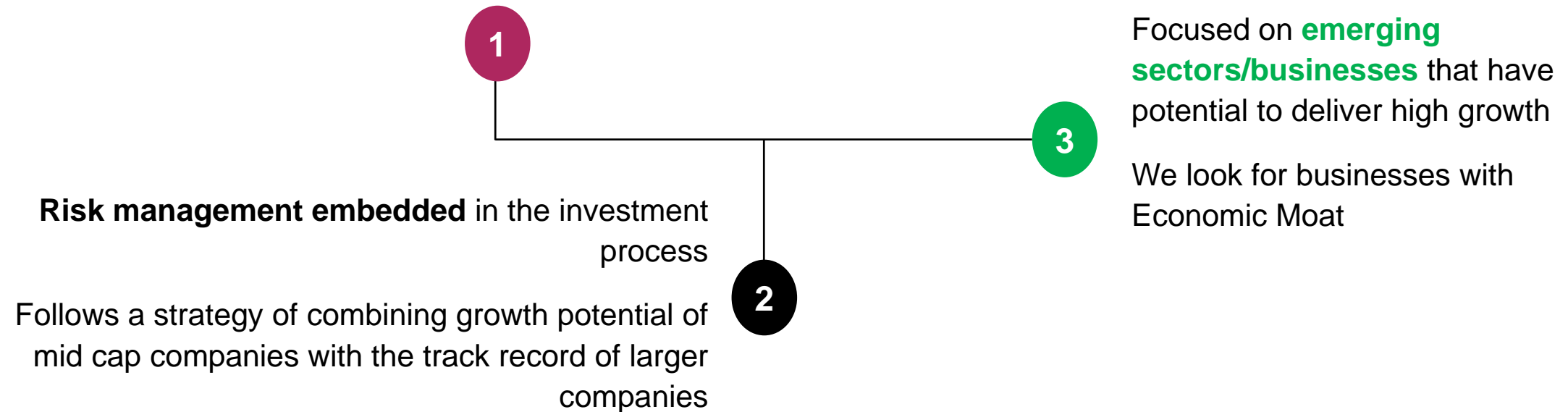
- Innovative & entrepreneurial companies with experienced management
- Market leaders in emerging industries or higher growth companies in established businesses

Current Portfolio Allocation is based on the prevailing market conditions and is subject to changes depending on the fund manager's view of the equity markets.

# Axis Midcap Fund

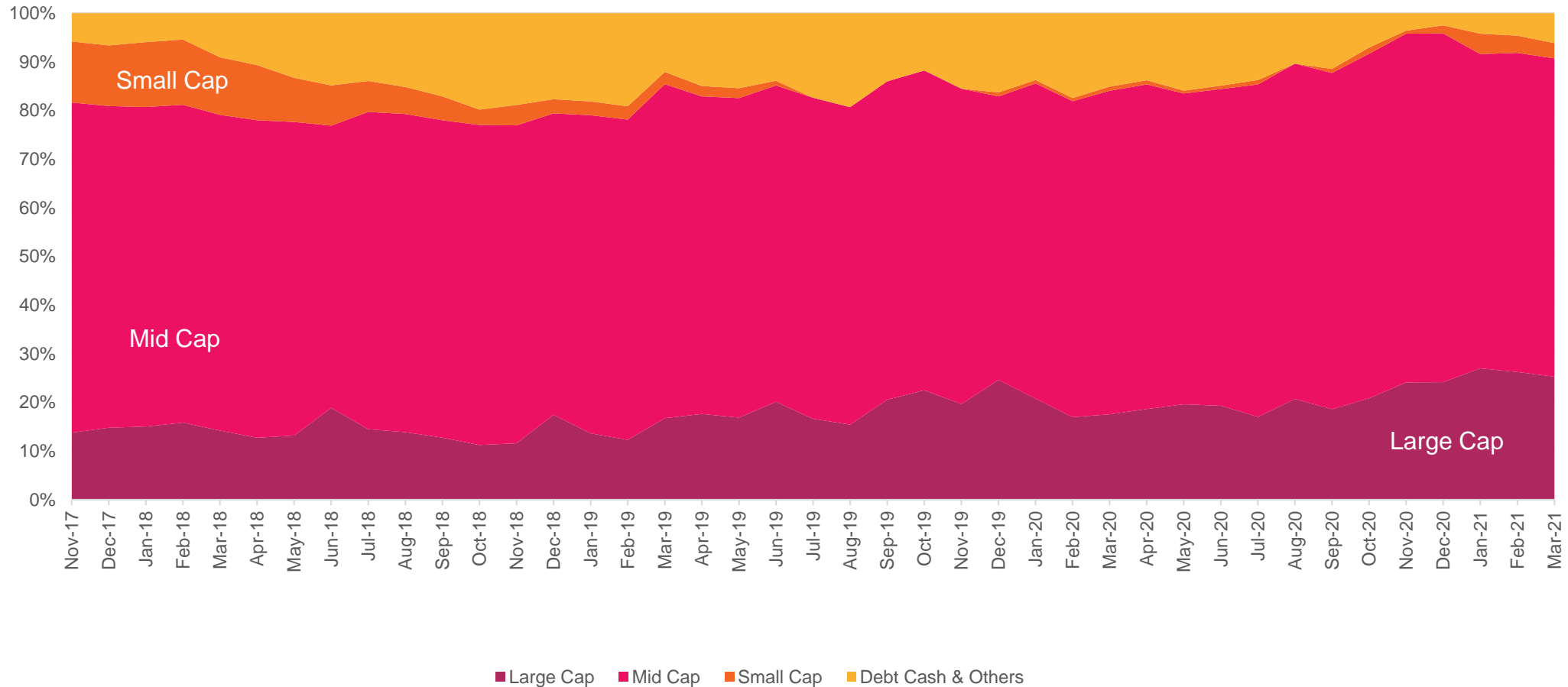
## Fund Positioning

Invests **at least 65%** in mid cap companies<sup>^</sup>



Current Portfolio Allocation is based on the prevailing market conditions and is subject to changes depending on the fund manager's view of the equity markets. <sup>^</sup>Market caps are defined as per SEBI regulations as below: a. Large Cap: 1st -100th company in terms of full market capitalization. b. Mid Cap: 101st -250th company in terms of full market capitalization. c. Small Cap: 251st company onwards in terms of full market capitalization.

# Portfolio allocation: Invests primarily in mid cap companies



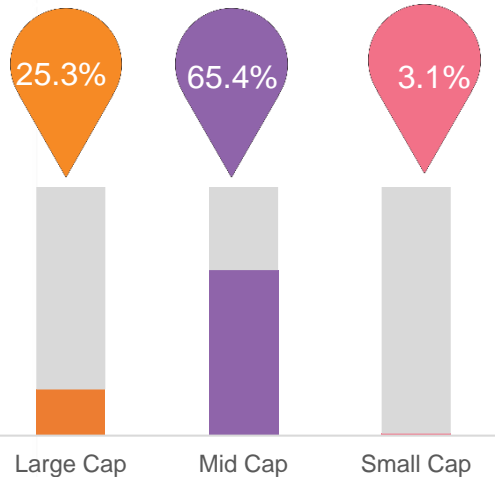
Current Portfolio Allocation is based on the prevailing market conditions and is subject to changes depending on the fund manager's view of the equity markets. Market caps are defined as per SEBI regulations as below: a. Large Cap: 1st -100th company in terms of full market capitalization. b. Mid Cap: 101st -250th company in terms of full market capitalization. c. Small Cap: 251st company onwards in terms of full market capitalization. Data As on 31st March 2021. For detailed asset allocation, please refer to the scheme information document (SID)

# Portfolio & Risk Parameters

As on 31st March 2021

## Current Market cap split

(%NAV)



## Risk Parameters

Standard Deviation	16.6%
Standard Deviation (Benchmark)	20.9%
Tracking Error	8.0%
Beta	0.74

## Top 10 Stocks

Cholamandalam Investment and Finance Company Limited	5.78%
Voltas Limited	4.01%
Astral Poly Technik Limited	3.43%
PI Industries Limited	3.37%
Bajaj Finance Limited	3.16%
HDFC Bank Limited	3.12%
Avenue Supermarts Limited	2.91%
Supreme Industries Limited	2.84%
ICICI Bank Limited	2.77%
JK Cement Limited	2.70%

## Top 5 Sectors



**Finance**  
11.36%



**Consumer Durables**  
11.04%



**Banks**  
10.36%



**Software**  
8.23%



**Pharmaceuticals**  
7.75%

Exposure as % of Net assets. Source : ValueFY, ACEMF. Note: Current Portfolio Allocation is based on the prevailing market conditions and is subject to changes depending on the fund manager's view of the equity markets. Market caps are defined as per SEBI regulations as below: a. Large Cap: 1st -100th company in terms of full market capitalization. b. Mid Cap: 101st -250th company in terms of full market capitalization. c. Small Cap: 251st company onwards in terms of full market capitalization. Past performance may or may not be sustained in the future. Stock(s) / Issuer(s)/ Top stocks with increased or decreased exposure mentioned above are for the purpose of disclosure of the portfolio of the Scheme(s) and should not be construed as recommendation to buy/sell/ hold. The fund manager(s) may or may not choose to hold the stock mentioned, from time to time. Data As on 31st March 2021.



# Portfolio Changes

## Changes made to the portfolio over the last 1 year

Top stocks with increased exposure/entries	Change in exposure (%) over last year
Cholamandalam Investment and Finance Company Limited	3.91%
Coforge Limited	2.57%
Crompton Greaves Consumer Electricals Limited	2.32%
Kotak Mahindra Bank Ltd	2.13%
Endurance Technologies Limited	1.88%

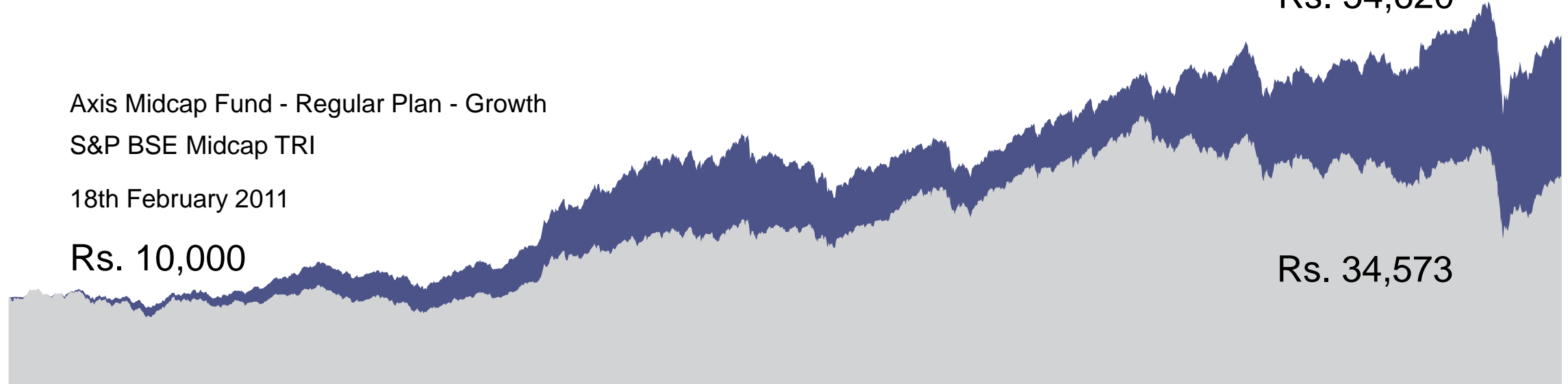
Top stocks with reduced exposure/exits	Change in exposure (%) over last year
Indraprastha Gas Limited	-3.25%
Avenue Supermarts Limited	-2.84%
IPCA Laboratories Ltd	-2.15%
Bata India Ltd	-1.83%
Sanofi India Ltd	-1.62%

Exposure as % of Net assets. Source : ValueFY, ACEMF. Note: Current Portfolio Allocation is based on the prevailing market conditions and is subject to changes depending on the fund manager's view of the equity markets. Market caps are defined as per SEBI regulations as below: a. Large Cap: 1st -100th company in terms of full market capitalization. b. Mid Cap: 101st -250th company in terms of full market capitalization. c. Small Cap: 251st company onwards in terms of full market capitalization. Past performance may or may not be sustained in the future. Stock(s) / Issuer(s) / Top stocks with increased or decreased exposure mentioned above are for the purpose of disclosure of the portfolio of the Scheme(s) and should not be construed as recommendation to buy/sell/ hold. The fund manager(s) may or may not choose to hold the stock mentioned, from time to time. Data As on 31st March 2021.

# Performance

31st March 2021

31st March 2021  
Rs. 54,620



	1 Year		3 Year		5 Year		Since Inception	
	CAGR (%)	Current Value of investment of Rs. 10,000	CAGR (%)	Current Value of investment of Rs. 10,000	CAGR (%)	Current Value of investment of Rs. 10,000	CAGR (%)	Current Value of investment of Rs. 10,000
Axis Midcap Fund - Regular Plan - Growth	67.75%	16,775	17.77%	16,363	18.80%	23,676	18.27%	54,620
S&P BSE Midcap TRI (Benchmark)	92.98%	19,298	9.32%	13,078	14.95%	20,074	13.04%	34,573
Nifty 50 TRI (Additional Benchmark)	72.54%	17,254	14.58%	15,064	15.12%	20,228	11.64%	30,474

**Past performance may or may not be sustained in future.** Since inception (18th February 2011) returns is calculated on Rs.10 invested at inception. Different plans have different expense structure. Plan of the scheme for which performance is given is indicated above. Shreyash Devalkar is managing the scheme since 23rd November 2016 and he manages 4 schemes Hitesh Das is managing the scheme since 18<sup>th</sup> December 2020 and he manages 13 schemes of Axis Mutual Fund. Returns greater than 1 year period are compounded annualised (CAGR). Please refer to the Annexure for returns of all the schemes managed by him

# SIP Performance

31st March 2021

SIP Investments	Since Inception SIP	5 Year SIP	3 Year SIP	1 Year SIP
Total Amount Invested	12,10,000	6,00,000	3,60,000	1,20,000
Market value as on March 31, 2021	33,62,766	9,88,030	5,19,463	1,58,094
Returns (Annualized)	19.24%	20.06%	25.36%	64.08%
Benchmark Returns (Annualized)	15.26%	14.63%	22.45%	84.82%
Additional Benchmark Returns (Annualized)	13.41%	15.60%	19.52%	62.50%

**Past performance may or may not be sustained in future.** Since inception (18th February 2011) returns is calculated on Rs. 10 invested at inception. Different plans have different expense structure. Plan of the scheme for which performance is given is indicated above. Shreyash Devalkar is managing the scheme since 23rd November 2016 and he manages 4 schemes of Axis Mutual Fund. Hitesh Das is managing the scheme since 18<sup>th</sup> December 20020 and he manages 13 schemes of Axis Mutual Fund. Returns greater than 1 year are Compounded Annual Growth Rates(CAGR). Above investment simulation is for illustration purpose only and should not be construed as a promise on minimum returns and safeguard of capital. Above calculation is based on Regular Plan - Growth Option NAV. Assuming Rs. 10,000 invested systematically on the first business day of every month over a period of time. SIP returns are computed after accounting for the cash flow by using XIRR method (investment internal rate of return).

# Annexures, Disclaimers & Risk Factors

# Annexure

## SEBI Prescribed Performance Annexures

### Return of scheme managed by Shreyash Devalkar (Total Schemes Managed: 4 Schemes) (As on 31st March 2021)

Fund Name	Date of inception	1 Year		3 Years		5 Years		Since Inception	
		CAGR (%)	Current Value of Investment of Rs. 10,000/-	CAGR (%)	Current Value of Investment of Rs. 10,000/-	CAGR (%)	Current Value of Investment of Rs. 10,000/-	CAGR (%)	Current Value of Investment of Rs. 10,000/-
Axis Bluechip Fund - Regular Plan - Growth	05-Jan-10	48.88%	14,888	16.09%	15,672	16.23%	21,223	12.80%	38,710
Nifty 50 TRI (Benchmark)		72.54%	17,254	14.58%	15,064	15.12%	20,228	10.86%	31,876
S&P BSE SENSEX TRI (Additional Benchmark)		69.82%	16,982	15.81%	15,559	15.73%	20,773	11.12%	32,706
Axis Bluechip Fund - Direct Plan - Growth	01-Jan-13	50.71%	15,071	17.58%	16,285	17.68%	22,578	16.41%	35,016
Nifty 50 TRI (Benchmark)		72.54%	17,254	14.58%	15,064	15.12%	20,228	12.95%	27,300
S&P BSE SENSEX TRI (Additional Benchmark)		69.82%	16,982	15.81%	15,559	15.73%	20,773	13.40%	28,220
Axis Midcap Fund - Regular Plan - Growth	18-Feb-11	67.75%	16,775	17.77%	16,363	18.80%	23,676	18.27%	54,620
S&P BSE Midcap TRI (Benchmark)		92.98%	19,298	9.32%	13,078	14.95%	20,074	13.04%	34,573
Nifty 50 TRI (Additional Benchmark)		72.54%	17,254	14.58%	15,064	15.12%	20,228	11.64%	30,474
Axis Midcap Fund - Direct Plan - Growth	01-Jan-13	70.03%	17,003	19.29%	17,007	20.26%	25,171	19.72%	44,127
S&P BSE Midcap TRI (Benchmark)		92.98%	19,298	9.32%	13,078	14.95%	20,074	14.74%	31,092
Nifty 50 TRI (Additional Benchmark)		72.54%	17,254	14.58%	15,064	15.12%	20,228	12.95%	27,300

Data As on 31st March 2021. **Past performance may or may not be sustained in future.** Calculations are based on Regular Plan - Growth Option NAV and Direct Plan – Growth Option NAV, as applicable. Different plans have different expense structure. Face value per unit is Rs 10.

Shreyash Devalkar is managing Axis Bluechip Fund, Axis Midcap Fund Since 23 November 2016, Axis Flexi Cap Fund Since Inception, Axis Equity Advantage Fund - Series 1 Since 05 May 2017. Market caps are defined as per SEBI regulations as below: a. Large Cap: 1st -100th company in terms of full market capitalization. b. Mid Cap: 101st -250th company in terms of full market capitalization. c. Small Cap: 251st company onwards in terms of full market capitalization

# Annexure

## SEBI Prescribed Performance Annexures

### Return of scheme managed by Shreyash Devalkar (Total Schemes Managed: 4 Schemes) (As on 31st March 2021)

Fund Name	Date of inception	1 Year		3 Years		5 Years		Since Inception	
		CAGR (%)	Current Value of Investment of Rs. 10,000/-	CAGR (%)	Current Value of Investment of Rs. 10,000/-	CAGR (%)	Current Value of Investment of Rs. 10,000/-	CAGR (%)	Current Value of Investment of Rs. 10,000/-
Axis Flexicap Fund - Regular Plan - Growth	20-Nov-17	49.37%	14,937	15.53%	15,444	NA	NA	13.90%	15,490
Nifty 500 TRI (Benchmark)		77.58%	17,758	12.61%	14,298	NA	NA	10.42%	13,953
Nifty 50 TRI (Additional Benchmark)		72.54%	17,254	14.58%	15,064	NA	NA	12.48%	14,850
Axis Flexicap Fund - Direct Plan - Growth	20-Nov-17	51.58%	15,158	17.29%	16,165	NA	NA	15.66%	16,310
Nifty 500 TRI (Benchmark)		77.58%	17,758	12.61%	14,298	NA	NA	10.42%	13,953
Nifty 50 TRI (Additional Benchmark)		72.54%	17,254	14.58%	15,064	NA	NA	12.48%	14,850
Axis Equity Advantage Fund - Series 1 - Regular Plan - Growth	25-May-17	33.09%	13,309	11.34%	13,818	NA	NA	10.79%	14,840
75% Nifty 50 TRI + 25% Crisil Composite Bond Fund Index (Benchmark)		54.11%	15,411	13.64%	14,696	NA	NA	12.43%	15,704
Nifty 50 TRI (Additional Benchmark)		72.54%	17,254	14.58%	15,064	NA	NA	13.41%	16,237
Axis Equity Advantage Fund - Series 1 - Direct Plan - Growth	25-May-17	34.22%	13,422	12.57%	14,284	NA	NA	12.18%	15,570
75% Nifty 50 TRI + 25% Crisil Composite Bond Fund Index (Benchmark)		54.11%	15,411	13.64%	14,696	NA	NA	12.43%	15,704
Nifty 50 TRI (Additional Benchmark)		72.54%	17,254	14.58%	15,064	NA	NA	13.41%	16,237

Data As on 31st March 2021. **Past performance may or may not be sustained in future.** Calculations are based on Regular Plan - Growth Option NAV and Direct Plan – Growth Option NAV, as applicable. Different plans have different expense structure. Face value per unit is Rs 10.

Shreyash Devalkar is managing Axis Bluechip Fund, Axis Midcap Fund Since 23 November 2016, Axis Flexi Cap Fund Since Inception, Axis Equity Advantage Fund - Series 1 Since 05 May 2017,. Market caps are defined as per SEBI regulations as below: a. Large Cap: 1st -100th company in terms of full market capitalization. b. Mid Cap: 101st -250th company in terms of full market capitalization. c. Small Cap: 251st company onwards in terms of full market capitalization

# Annexure

## SEBI Prescribed Performance Annexures

### Return of scheme managed by Hitesh Das (Total Schemes Managed: 13 Schemes) (As on 31st March 2021)

Fund Name	Date of inception	1 Year		3 Years		5 Years		Since Inception	
		CAGR (%)	Current Value of Investment of Rs. 10,000/-	CAGR (%)	Current Value of Investment of Rs. 10,000/-	CAGR (%)	Current Value of Investment of Rs. 10,000/-	CAGR (%)	Current Value of Investment of Rs. 10,000/-
Axis Bluechip Fund - Regular Plan - Growth	05-Jan-10	48.88%	14,888	16.09%	15,672	16.23%	21,223	12.80%	38,710
Nifty 50 TRI (Benchmark)		72.54%	17,254	14.58%	15,064	15.12%	20,228	10.86%	31,876
S&P BSE SENSEX TRI (Additional Benchmark)		69.82%	16,982	15.81%	15,559	15.73%	20,773	11.12%	32,706
Axis Bluechip Fund - Direct Plan - Growth	01-Jan-13	50.71%	15,071	17.58%	16,285	17.68%	22,578	16.41%	35,016
Nifty 50 TRI (Benchmark)		72.54%	17,254	14.58%	15,064	15.12%	20,228	12.95%	27,300
S&P BSE SENSEX TRI (Additional Benchmark)		69.82%	16,982	15.81%	15,559	15.73%	20,773	13.40%	28,220
Axis Flexicap Fund - Regular Plan - Growth	20-Nov-17	49.37%	14,937	15.53%	15,444	NA	NA	13.90%	15,490
Nifty 500 TRI (Benchmark)		77.58%	17,758	12.61%	14,298	NA	NA	10.42%	13,953
Nifty 50 TRI (Additional Benchmark)		72.54%	17,254	14.58%	15,064	NA	NA	12.48%	14,850
Axis Flexicap Fund - Direct Plan - Growth	20-Nov-17	51.58%	15,158	17.29%	16,165	NA	NA	15.66%	16,310
Nifty 500 TRI (Benchmark)		77.58%	17,758	12.61%	14,298	NA	NA	10.42%	13,953
Nifty 50 TRI (Additional Benchmark)		72.54%	17,254	14.58%	15,064	NA	NA	12.48%	14,850

Data As on 31st March 2021. **Past performance may or may not be sustained in future.** Calculations are based on Regular Plan - Growth Option NAV and Direct Plan – Growth Option NAV, as applicable. Different plans have different expense structure. Face value per unit is Rs 10.

Hitesh Das managing Axis Growth Opportunities Fund since inception. Axis ESG Equity Fund since inception. Axis Retirement Savings Fund which includes Aggressive Plan, Conservative Plan & Dynamic Plan since inception. Axis Global Equity Alpha FoF, Axis Special Situations Fund and Axis Greater China Equity FoF since inception. Axis Bluechip Fund, Axis Flexi Cap Fund and Axis Focused 25 Fund since 2nd November 2020. Axis Midcap Fund and Axis Small Cap Fund since 18th December 2020

# Annexure

## SEBI Prescribed Performance Annexures

### Return of scheme managed by Hitesh Das (Total Schemes Managed: 13 Schemes) (As on 31st March 2021)

Fund Name	Date of inception	1 Year		3 Years		5 Years		Since Inception	
		CAGR (%)	Current Value of Investment of Rs. 10,000/-	CAGR (%)	Current Value of Investment of Rs. 10,000/-	CAGR (%)	Current Value of Investment of Rs. 10,000/-	CAGR (%)	Current Value of Investment of Rs. 10,000/-
Axis Focused 25 Fund - Regular Plan - Growth	29-Jun-12	60.24%	16,024	14.17%	14,903	17.24%	22,164	16.28%	37,480
Nifty 50 TRI (Benchmark)		72.54%	17,254	14.58%	15,064	15.12%	20,228	13.76%	30,930
S&P BSE SENSEX TRI (Additional Benchmark)		69.82%	16,982	15.81%	15,559	15.73%	20,773	14.17%	31,921
Axis Focused 25 Fund - Direct Plan - Growth	01-Jan-13	62.07%	16,207	15.56%	15,457	18.67%	23,542	16.61%	35,515
Nifty 50 TRI (Benchmark)		72.54%	17,254	14.58%	15,064	15.12%	20,228	12.95%	27,300
S&P BSE SENSEX TRI (Additional Benchmark)		69.82%	16,982	15.81%	15,559	15.73%	20,773	13.40%	28,220
Axis Midcap Fund - Regular Plan - Growth	18-Feb-11	67.75%	16,775	17.77%	16,363	18.80%	23,676	18.27%	54,620
S&P BSE Midcap TRI (Benchmark)		92.98%	19,298	9.32%	13,078	14.95%	20,074	13.04%	34,573
Nifty 50 TRI (Additional Benchmark)		72.54%	17,254	14.58%	15,064	15.12%	20,228	11.64%	30,474
Axis Midcap Fund - Direct Plan - Growth	01-Jan-13	70.03%	17,003	19.29%	17,007	20.26%	25,171	19.72%	44,127
S&P BSE Midcap TRI (Benchmark)		92.98%	19,298	9.32%	13,078	14.95%	20,074	14.74%	31,092
Nifty 50 TRI (Additional Benchmark)		72.54%	17,254	14.58%	15,064	15.12%	20,228	12.95%	27,300

Data As on 31st March 2021. **Past performance may or may not be sustained in future.** Calculations are based on Regular Plan - Growth Option NAV and Direct Plan – Growth Option NAV, as applicable. Different plans have different expense structure. Face value per unit is Rs 10.

Hitesh Das managing Axis Growth Opportunities Fund since inception. Axis ESG Equity Fund since inception. Axis Retirement Savings Fund which includes Aggressive Plan, Conservative Plan & Dynamic Plan since inception. Axis Global Equity Alpha FoF, Axis Special Situations Fund and Axis Greater China Equity FoF since inception. Axis Bluechip Fund, Axis Flexi Cap Fund and Axis Focused 25 Fund since 2nd November 2020. Axis Midcap Fund and Axis Small Cap Fund since 18th December 2020



# Annexure

## SEBI Prescribed Performance Annexures

### Return of scheme managed by Hitesh Das (Total Schemes Managed: 13 Schemes) (As on 31st March 2021)

Fund Name	Date of inception	1 Year		3 Years		5 Years		Since Inception	
		CAGR (%)	Current Value of Investment of Rs. 10,000/-	CAGR (%)	Current Value of Investment of Rs. 10,000/-	CAGR (%)	Current Value of Investment of Rs. 10,000/-	CAGR (%)	Current Value of Investment of Rs. 10,000/-
Axis Small Cap Fund - Regular Plan - Growth	29-Nov-13	80.92%	18,092	16.80%	15,962	18.12%	23,004	22.29%	43,800
Nifty Smallcap 100 TRI (Benchmark)		127.45%	22,745	2.46%	10,759	11.77%	17,446	14.78%	27,497
Nifty 50 TRI (Additional Benchmark)		72.54%	17,254	14.58%	15,064	15.12%	20,228	13.90%	25,994
Axis Small Cap Fund - Direct Plan - Growth	29-Nov-13	84.03%	18,403	18.44%	16,646	19.64%	24,522	23.81%	47,940
Nifty Smallcap 100 TRI (Benchmark)		127.45%	22,745	2.46%	10,759	11.77%	17,446	14.78%	27,497
Nifty 50 TRI (Additional Benchmark)		72.54%	17,254	14.58%	15,064	15.12%	20,228	13.90%	25,994
Axis Growth Opportunities Fund - Regular Plan - Growth	22-Oct-18	68.93%	16,893	NA	NA	NA	NA	21.01%	15,930
NIFTY Large Midcap 250 TRI (Benchmark)		85.91%	18,591	NA	NA	NA	NA	18.84%	15,241
Nifty 50 TRI (Additional Benchmark)		72.54%	17,254	NA	NA	NA	NA	17.24%	14,743
Axis Growth Opportunities Fund - Direct Plan - Growth	22-Oct-18	71.52%	17,152	NA	NA	NA	NA	23.14%	16,620
NIFTY Large Midcap 250 TRI (Benchmark)		85.91%	18,591	NA	NA	NA	NA	18.84%	15,241
Nifty 50 TRI (Additional Benchmark)		72.54%	17,254	NA	NA	NA	NA	17.24%	14,743

Data As on 31st March 2021. **Past performance may or may not be sustained in future.** Calculations are based on Regular Plan - Growth Option NAV and Direct Plan – Growth Option NAV, as applicable. Different plans have different expense structure. Face value per unit is Rs 10.

Hitesh Das managing Axis Growth Opportunities Fund since inception. Axis ESG Equity Fund since inception. Axis Retirement Savings Fund which includes Aggressive Plan, Conservative Plan & Dynamic Plan since inception. Axis Global Equity Alpha FoF, Axis Special Situations Fund and Axis Greater China Equity FoF since inception. Axis Bluechip Fund, Axis Flexi Cap Fund and Axis Focused 25 Fund since 2nd November 2020. Axis Midcap Fund and Axis Small Cap Fund since 18th December 2020

# Annexure

## SEBI Prescribed Performance Annexures

### Return of scheme managed by Hitesh Das (Total Schemes Managed: 13 Schemes) (As on 31st March 2021)

Fund Name	Date of inception	1 Year		3 Years		5 Years		Since Inception	
		CAGR (%)	Current Value of Investment of Rs. 10,000/-	CAGR (%)	Current Value of Investment of Rs. 10,000/-	CAGR (%)	Current Value of Investment of Rs. 10,000/-	CAGR (%)	Current Value of Investment of Rs. 10,000/-
Axis Retirement Savings Fund - Aggressive Plan - Regular Plan - Growth	20-Dec-19	41.66%	14,166	NA	NA	NA	NA	15.09%	11,970
NIFTY 50 Hybrid Composite Debt 70:30 Index (Benchmark)		51.53%	15,153	NA	NA	NA	NA	15.75%	12,058
Nifty 50 TRI (Additional Benchmark)		72.54%	17,254	NA	NA	NA	NA	16.27%	12,128
Axis Retirement Savings Fund - Aggressive Plan - Direct Plan - Growth	20-Dec-19	44.00%	14,400	NA	NA	NA	NA	17.11%	12,240
NIFTY 50 Hybrid Composite Debt 70:30 Index (Benchmark)		51.53%	15,153	NA	NA	NA	NA	15.75%	12,058
Nifty 50 TRI (Additional Benchmark)		72.54%	17,254	NA	NA	NA	NA	16.27%	12,128
Axis Retirement Savings Fund - Conservative Plan - Regular Plan - Growth	20-Dec-19	20.49%	12,049	NA	NA	NA	NA	11.59%	11,506
NIFTY 50 Hybrid Short Duration Debt 25:75 Index (Benchmark)		22.56%	12,256	NA	NA	NA	NA	11.44%	11,486
NIFTY 10 yr Benchmark G-Sec (Additional Benchmark)		3.33%	10,333	NA	NA	NA	NA	6.64%	10,857
Axis Retirement Savings Fund - Conservative Plan - Direct Plan - Growth	20-Dec-19	22.62%	12,262	NA	NA	NA	NA	13.59%	11,771
NIFTY 50 Hybrid Short Duration Debt 25:75 Index (Benchmark)		22.56%	12,256	NA	NA	NA	NA	11.44%	11,486
NIFTY 10 yr Benchmark G-Sec (Additional Benchmark)		3.33%	10,333	NA	NA	NA	NA	6.64%	10,857

Data As on 31st March 2021. **Past performance may or may not be sustained in future.** Calculations are based on Regular Plan - Growth Option NAV and Direct Plan – Growth Option NAV, as applicable. Different plans have different expense structure. Face value per unit is Rs 10.

Hitesh Das managing Axis Growth Opportunities Fund since inception. Axis ESG Equity Fund since inception. Axis Retirement Savings Fund which includes Aggressive Plan, Conservative Plan & Dynamic Plan since inception. Axis Global Equity Alpha FoF, Axis Special Situations Fund and Axis Greater China Equity FoF since inception. Axis Bluechip Fund, Axis Flexi Cap Fund and Axis Focused 25 Fund since 2nd November 2020. Axis Midcap Fund and Axis Small Cap Fund since 18th December 2020

# Annexure

## SEBI Prescribed Performance Annexures

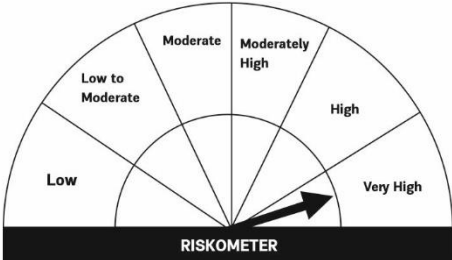
### Return of scheme managed by Hitesh Das (Total Schemes Managed: 13 Schemes) (As on 31st March 2021)

Fund Name	Date of inception	1 Year		3 Years		5 Years		Since Inception	
		CAGR (%)	Current Value of Investment of Rs. 10,000/-	CAGR (%)	Current Value of Investment of Rs. 10,000/-	CAGR (%)	Current Value of Investment of Rs. 10,000/-	CAGR (%)	Current Value of Investment of Rs. 10,000/-
Axis Retirement Savings Fund - Dynamic Plan - Regular Plan - Growth	20-Dec-19	33.00%	13,300	NA	NA	NA	NA	15.69%	12,050
NIFTY 50 Hybrid Composite Debt 65:35 Index (Benchmark)		48.18%	14,818	NA	NA	NA	NA	15.52%	12,028
Nifty 50 TRI (Additional Benchmark)		72.54%	17,254	NA	NA	NA	NA	16.27%	12,128
Axis Retirement Savings Fund - Dynamic Plan - Direct Plan - Growth	20-Dec-19	35.46%	13,546	NA	NA	NA	NA	17.86%	12,340
NIFTY 50 Hybrid Composite Debt 65:35 Index (Benchmark)		48.18%	14,818	NA	NA	NA	NA	15.52%	12,028
Nifty 50 TRI (Additional Benchmark)		72.54%	17,254	NA	NA	NA	NA	16.27%	12,128
Axis ESG Equity Fund - Regular Plan - Growth	12-Feb-20	50.55%	15,055	NA	NA	NA	NA	31.06%	13,580
Nifty 100 ESG TRI (Benchmark)		77.23%	17,723	NA	NA	NA	NA	24.55%	12,820
Nifty 50 TRI (Additional Benchmark)		72.54%	17,254	NA	NA	NA	NA	19.18%	12,196
Axis ESG Equity Fund - Direct Plan - Growth	12-Feb-20	52.99%	15,299	NA	NA	NA	NA	33.19%	13,830
Nifty 100 ESG TRI (Benchmark)		77.23%	17,723	NA	NA	NA	NA	24.55%	12,820
Nifty 50 TRI (Additional Benchmark)		72.54%	17,254	NA	NA	NA	NA	19.18%	12,196

Data As on 31st March 2021. **Past performance may or may not be sustained in future.** Calculations are based on Regular Plan - Growth Option NAV and Direct Plan – Growth Option NAV, as applicable. Different plans have different expense structure. Face value per unit is Rs 10.

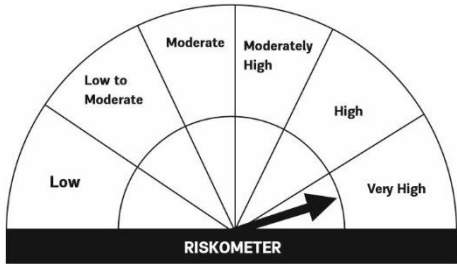
Hitesh Das managing Axis Growth Opportunities Fund since inception. Axis ESG Equity Fund since inception. Axis Retirement Savings Fund which includes Aggressive Plan, Conservative Plan & Dynamic Plan since inception. Axis Global Equity Alpha FoF, Axis Special Situations Fund and Axis Greater China Equity FoF since inception. Axis Bluechip Fund, Axis Flexi Cap Fund and Axis Focused 25 Fund since 2nd November 2020. Axis Midcap Fund and Axis Small Cap Fund since 18th December 2020

# Product Labelling

Fund Name	Riskometer	Product Labelling
<p>Axis Bluechip Fund (An open ended equity scheme predominantly investing in large cap stocks)</p>		<p>This product is suitable for investors who are seeking*</p> <ul style="list-style-type: none"> <li>• Capital appreciation over long term</li> <li>• Investment in a diversified portfolio predominantly consisting of equity and equity related instruments of large cap companies</li> </ul>
<p>Axis Flexi Cap Fund (An open ended equity scheme investing across large cap, mid cap, small cap stocks)</p>		<p>This product is suitable for investors who are seeking*</p> <ul style="list-style-type: none"> <li>• Capital appreciation over medium to long term</li> <li>• Investment in a diversified portfolio consisting of equity and equity related instruments across market capitalization.</li> </ul>
<p>Axis Midcap Fund (An open ended equity scheme predominantly investing in Mid Cap stocks)</p>	 <p style="text-align: center;"><b>RISKOMETER</b></p> <p style="text-align: center;">Investors understand that their principal will be at Very High risk</p>	<p>This product is suitable for investors who are seeking*</p> <ul style="list-style-type: none"> <li>• Capital appreciation over long term</li> <li>• Investing predominantly in equity &amp; equity related instruments of Mid Cap companies.</li> </ul>
<p>Axis Equity Advantage Fund Series 1 (A Close Ended Equity Scheme)</p>		<p>This product is suitable for investors who are seeking*</p> <ul style="list-style-type: none"> <li>• Capital appreciation over medium to long term</li> <li>• Investment in a diversified portfolio of predominantly equity and equity related instruments across market cap while managing risk through active hedging strategies</li> </ul>
<p>Axis Focused 25 Fund (An open ended equity scheme investing in maximum 25 stocks investing in large cap, mid cap and small cap companies.)</p>		<p>This product is suitable for investors who are seeking*</p> <ul style="list-style-type: none"> <li>• Capital appreciation over long term</li> <li>• Investment in a concentrated portfolio of equity &amp; equity related instruments of up to 25 companies</li> </ul>

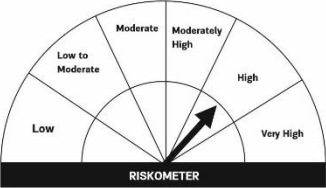
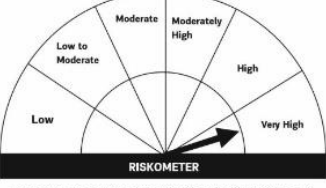
\*Investors should consult their financial advisers if in doubt about whether the product is suitable for them.

# Product Labelling

Fund Name	Riskometer	Product Labelling
<p>Axis Small Cap Fund (An open-ended equity scheme predominantly investing in small cap stocks)</p>		<p>This product is suitable for investors who are seeking*</p> <ul style="list-style-type: none"> <li>• Capital appreciation over long term</li> <li>• investment in a diversified portfolio predominantly consisting of equity and equity related instruments of small cap companies.</li> </ul>
<p>Axis Growth Opportunities Fund (An Open-ended Equity Scheme investing in both large cap and mid cap stocks)</p>		<p>This product is suitable for investors who are seeking*</p> <ul style="list-style-type: none"> <li>• capital appreciation over long term</li> <li>• investment in a diversified portfolio predominantly consisting of equity and equity related instruments both in India as well as overseas</li> </ul>
<p>Axis Retirement Savings Fund - Aggressive Plan (An open-ended retirement solution oriented scheme having a lock-in of 5 years or till retirement age (whichever is earlier))</p>		<p>This product is suitable for investors who are seeking*</p> <ul style="list-style-type: none"> <li>• Capital appreciation over long term</li> <li>• Investments primarily in equity and equity related instruments.</li> </ul>
<p>Axis Retirement Savings Fund – Dynamic Plan (An open-ended retirement solution oriented scheme having a lock-in of 5 years or till retirement age (whichever is earlier))</p>		<p>This product is suitable for investors who are seeking*</p> <ul style="list-style-type: none"> <li>• Capital appreciation and income generation over long term.</li> <li>• Investment in equity and equity related instruments as well as debt and money market instruments while managing risk through active asset allocation.</li> </ul>

\*Investors should consult their financial advisers if in doubt about whether the product is suitable for them.

# Product Labelling

Fund Name	Riskometer	Product Labelling
<p>Axis Retirement Savings Fund - Conservative Plan (An open-ended retirement solution oriented scheme having a lock-in of 5 years or till retirement age (whichever is earlier))</p>	 <p>Investors understand that their principal will be at High risk</p>	<p>This product is suitable for investors who are seeking*:</p> <ul style="list-style-type: none"> <li>• Capital appreciation &amp; income generation over long term.</li> <li>• Investments in debt and money market instruments as well as equity and equity related instruments.</li> </ul>
<p>Axis ESG Equity Fund (An open-ended equity scheme investing in companies demonstrating sustainable practices across Environment, Social and Governance (ESG) theme)</p>	 <p>Investors understand that their principal will be at Very High risk</p>	<p>This product is suitable for investors who are seeking*:</p> <ul style="list-style-type: none"> <li>• Capital appreciation over long term</li> <li>• Investments in companies demonstrating sustainable practices across Environment, Social and Governance (ESG) parameters.</li> </ul>

\*Investors should consult their financial advisers if in doubt about whether the product is suitable for them.

# Statutory Details and Risk Factors

Data updated As on 31st March 2021

**Past performance may or may not be sustained in the future.** Sector(s) / Stock(s) / Issuer(s) mentioned above are for the purpose of disclosure of the portfolio of the Scheme(s) and should not be construed as recommendation. The fund manager(s) may or may not choose to hold the stock mentioned, from time to time.

Statutory Details: Axis Mutual Fund has been established as a Trust under the Indian Trusts Act, 1882, sponsored by Axis Bank Ltd. (liability restricted to Rs. 1 Lakh). Trustee: Axis Mutual Fund Trustee Ltd. Investment Manager: Axis Asset Management Co. Ltd. (the AMC). Risk Factors: Axis Bank Limited is not liable or responsible for any loss or shortfall resulting from the operation of the scheme. This document represents the views of Axis Asset Management Co. Ltd. and must not be taken as the basis for an investment decision. Neither Axis Mutual Fund, Axis Mutual Fund Trustee Limited nor Axis Asset Management Company Limited, its Directors or associates shall be liable for any damages including lost revenue or lost profits that may arise from the use of the information contained herein. No representation or warranty is made as to the accuracy, completeness or fairness of the information and opinions contained herein. The AMC reserves the right to make modifications and alterations to this statement as may be required from time to time.

**Mutual Fund Investments are subject to market risks, read all scheme related documents carefully.**

# ICICI Securities Ltd. Disclaimer



ICICI Securities Ltd.( I-Sec). Registered office of I-Sec is at ICICI Securities Ltd. - ICICI Centre, H. T. Parekh Marg, Churchgate, Mumbai - 400020, India, Tel No : 022 - 2288 2460, 022 - 2288 2470. AMFI Regn. No.: ARN-0845. We are distributors for Mutual funds. **Mutual Fund Investments are subject to market risks, read all scheme related documents carefully.** The contents herein above shall not be considered as an invitation or persuasion to trade or invest. I-Sec and affiliates accept no liabilities for any loss or damage of any kind arising out of any actions taken in reliance thereon.



**Thank You**

