

# For those who play to win.

## AXIS MIDCAP FUND

An open-ended equity scheme predominantly investing in mid cap stocks

### GO FOR MORE



March 2021

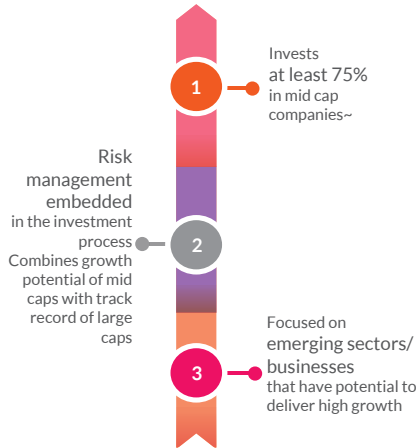
### About the Fund

A true-to-label midcap portfolio with a relatively superior quality and liquidity profile.

In midcaps we look for:

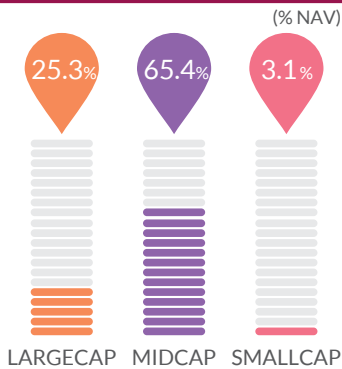
Innovative & entrepreneurial companies with experienced management

Market leaders in emerging industries or higher growth companies in established businesses



-For market cap definitions, please ref last page.

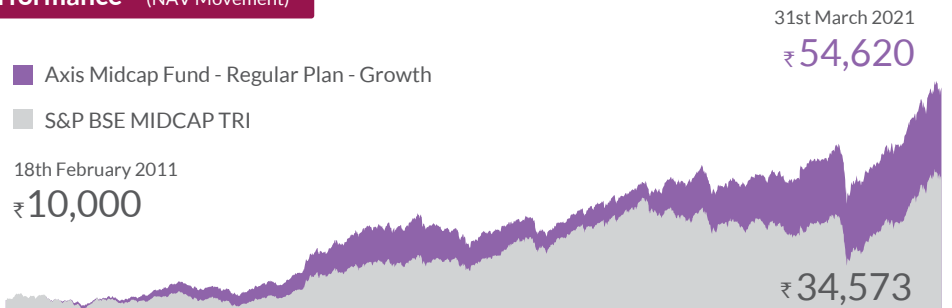
### Current market cap split



### Risk Parameters

Standard Deviation	16.6%
Standard Deviation (Benchmark)	20.9%
Tracking Error	8.0%
Beta	0.74

### Performance (NAV Movement)



	1 Year		3 Years		5 Years		Since Inception	
	CAGR (%)	Current Value of Investment of ₹10,000/-	CAGR (%)	Current Value of Investment of ₹10,000/-	CAGR (%)	Current Value of Investment of ₹10,000/-	CAGR (%)	Current Value of Investment of ₹10,000/-
Axis Midcap Fund - Regular Plan - Growth	67.75%	16,775	17.77%	16,363	18.80%	23,676	18.27%	54,620
S&P BSE Midcap TRI (Benchmark)	92.98%	19,298	9.32%	13,078	14.95%	20,074	13.04%	34,573
Nifty 50 TRI (Additional Benchmark)	72.54%	17,254	14.58%	15,064	15.12%	20,228	11.64%	30,474

Past performance may or may not be sustained in future. Since inception (18th February 2011). Different plans have different expense structure. Shreyash Devalkar is managing the scheme since 23rd November 2016 and he manages 4 schemes of Axis Mutual Fund. Hitesh Das is managing the scheme since 18th December 2020 and he manages 13 schemes of Axis Mutual Fund. Returns greater than 1 year are Compounded Annual Growth Rates(CAGR). Face value ₹10 per unit. Please refer return table for performance of all schemes managed by the fund manager.

### Top 10 stocks

Cholamandalam Investment and Finance Company Limited	5.8%
Voltas Limited	4.0%
Astral Poly Technik Limited	3.4%
PI Industries Limited	3.4%
Bajaj Finance Limited	3.2%
HDFC Bank Limited	3.1%
Avenue Supermarts Limited	2.9%
Supreme Industries Limited	2.8%
ICICI Bank Limited	2.8%
JK Cement Limited	2.7%

### Top 5 Sectors



Based on 3 years data. Effective April 16th 2015, Asia Index Private Limited (AIPL) has replaced S&P BSE Midcap with new set of values. The above ratios are calculated based on the new S&P BSE Midcap Index.

Current Portfolio Allocation is based on the prevailing market conditions and is subject to changes depending on the fund manager's view of the equity markets.

## Investing facts



### Minimum Application

Lumpsum  
₹5000  
& multiples of ₹ 1

SIP  
₹500\*\*  
& multiples of ₹ 1

\*\*The effective date for this change is 22nd January 2020.

SIP - Systematic Investment Plan



### Fund Manager



#### Shreyash Devalkar

Over 17 years of experience in financial markets.  
He has been managing this fund since 23rd November 2016.



#### Hitesh Das

Over 10 years of experience in financial market.  
He has been managing this fund since 18th December 2020



### Options

## Growth & IDCW



### Inception Date

18th February 2011



Entry Load

Nil



Exit Load

If redeemed / switched-out within 12 months from the date of allotment, • For 10% of investments: Nil • For remaining investments: 1%. If redeemed / switched-out after 12 months from the date of allotment: NIL.

## IDCW History

Option	Record Date	Regular Plan				Direct Plan			
		IDCW (₹ Per unit)		NAV per unit (Cum IDCW)	NAV per unit (Ex IDCW)	IDCW (₹ Per unit)		NAV per unit (Cum IDCW)	NAV per unit (Ex IDCW)
		Individuals/HUF	Others			Individuals/HUF	Others		
IDCW	February 26, 2021	2.60	2.60	31.24	28.64	3.50	3.50	39.50	36.00
	February 20, 2020	1.99	1.99	26.97	24.72	2.43	2.43	33.57	30.82
	February 14, 2019	2.12	2.12	24.10	21.70	2.12	2.12	29.05	26.65
	October 16, 2017	2.25	2.25	24.83	22.58	2.25	2.25	29.02	26.77
	September 15, 2016	2.00	2.00	22.64	20.64	2.00	2.00	25.83	23.83
	September 10, 2015	1.75	1.75	--	21.54	1.75	0.00	--	24.29

Pursuant to dividend payout, the NAV of the IDCW option of the Scheme falls to the extent of the payout and statutory levy, if any. Past performance may or may not be sustained in future. Face value of units is Rs. 10. IDCW means Income Distribution cum Capital Withdrawal.

## Returns of schemes managed by Shreyash Devalkar & Hitesh Das

(As on 31st March 2021)

	Date of Inception	1 Year		3 Years		5 Years		Since Inception	
		CAGR (%)	Current Value of Investment of ₹ 10,000/-	CAGR (%)	Current Value of Investment of ₹ 10,000/-	CAGR (%)	Current Value of Investment of ₹ 10,000/-	CAGR (%)	Current Value of Investment of ₹ 10,000/-
<b>FUNDS MANAGED BY SHREYASH DEVALKAR (Total schemes managed: 4)</b>									
Axis Midcap Fund - Regular Plan - Growth Option	18-Feb-11	67.75%	16,775	17.77%	16,363	18.80%	23,676	18.27%	54,620
S&P BSE Mid Cap TRI (Benchmark)		92.98%	19,298	9.32%	13,078	14.95%	20,074	13.04%	34,573
Nifty 50 TRI (Additional Benchmark)		72.54%	17,254	14.58%	15,064	15.12%	20,228	11.64%	30,474
Axis Midcap Fund - Direct Plan - Growth Option	01-Jan-13	70.03%	17,003	19.29%	17,007	20.26%	25,171	19.72%	44,127
S&P BSE Mid Cap TRI (Benchmark)		92.98%	19,298	9.32%	13,078	14.95%	20,074	14.74%	31,092
Nifty 50 TRI (Additional Benchmark)		72.54%	17,254	14.58%	15,064	15.12%	20,228	12.95%	27,300
Axis Flexi Cap Fund - Regular Plan - Growth Option^^	20-Nov-17	49.37%	14,937	15.53%	15,444	NA	NA	13.90%	15,490
Nifty 500 TRI (Benchmark)		77.58%	17,758	12.61%	14,298	NA	NA	10.42%	13,953
Nifty 50 TRI (Additional Benchmark)		72.54%	17,254	14.58%	15,064	NA	NA	12.48%	14,850
Axis Flexi Cap Fund - Direct Plan - Growth Option^^	20-Nov-17	51.58%	15,158	17.29%	16,165	NA	NA	15.66%	16,310
Nifty 500 TRI (Benchmark)		77.58%	17,758	12.61%	14,298	NA	NA	10.42%	13,953
Nifty 50 TRI (Additional Benchmark)		72.54%	17,254	14.58%	15,064	NA	NA	12.48%	14,850
Axis Bluechip Fund - Regular Plan - Growth Option	05-Jan-10	48.88%	14,888	16.09%	15,672	16.23%	21,223	12.80%	38,710
Nifty 50 TRI (Benchmark)		72.54%	17,254	14.58%	15,064	15.12%	20,228	10.86%	31,876
S&P BSE Sensex TRI (Additional Benchmark)		69.82%	16,982	15.81%	15,559	15.73%	20,773	11.12%	32,706
Axis Bluechip Fund - Direct Plan - Growth	01-Jan-13	50.71%	15,071	17.58%	16,285	17.68%	22,578	16.41%	35,017
Nifty 50 TRI (Benchmark)		72.54%	17,254	14.58%	15,064	15.12%	20,228	12.95%	27,300
S&P BSE Sensex TRI (Additional Benchmark)		69.82%	16,982	15.81%	15,559	15.73%	20,773	13.40%	28,220
Axis Equity Advantage Fund - Series 1 - Regular Plan - Growth Option	25-May-17	33.09%	13,309	11.34%	13,818	NA	NA	10.79%	14,840
75% Nifty 50 TRI + 25% Crisil Composite Bond Fund Index (Benchmark)		54.11%	15,411	13.64%	14,697	NA	NA	12.43%	15,706
Nifty 50 TRI (Additional Benchmark)		72.54%	17,254	14.58%	15,064	NA	NA	13.41%	16,237
Axis Equity Advantage Fund - Series 1 - Direct Plan - Growth Option	25-May-17	34.22%	13,422	12.57%	14,284	NA	NA	12.18%	15,570
75% Nifty 50 TRI + 25% Crisil Composite Bond Fund Index (Benchmark)		54.11%	15,411	13.64%	14,697	NA	NA	12.43%	15,706
Nifty 50 TRI (Additional Benchmark)		72.54%	17,254	14.58%	15,064	NA	NA	13.41%	16,237

## Returns of schemes managed by Shreyash Devalkar &amp; Hitesh Das

(As on 31st March 2021)

	Date of Inception	1 Year		3 Years		5 Years		Since Inception	
		CAGR (%)	Current Value of Investment of ₹ 10,000/-	CAGR (%)	Current Value of Investment of ₹ 10,000/-	CAGR (%)	Current Value of Investment of ₹ 10,000/-	CAGR (%)	Current Value of Investment of ₹ 10,000/-
<b>HITESH DAS (Total schemes managed: 13)</b>									
<b>Top 3 Funds</b>									
Axis Small Cap Fund - Regular Plan - Growth Option	29-Nov-13	80.92%	18,092	16.80%	15,962	18.12%	23,004	22.29%	43,800
Nifty Smallcap 100 TRI (Benchmark)		127.45%	22,745	2.46%	10,759	11.77%	17,446	14.78%	27,497
Nifty 50 TRI (Additional Benchmark)		72.54%	17,254	14.58%	15,064	15.12%	20,228	13.90%	25,994
Axis Small Cap Fund - Direct Plan - Growth Option	29-Nov-13	84.03%	18,403	18.44%	16,646	19.64%	24,522	23.81%	47,940
Nifty Smallcap 100 TRI (Benchmark)		127.45%	22,745	2.46%	10,759	11.77%	17,446	14.78%	27,497
Nifty 50 TRI (Additional Benchmark)		72.54%	17,254	14.58%	15,064	15.12%	20,228	13.90%	25,994
Axis Growth Opportunities Fund - Regular Plan - Growth Option	22-Oct-18	68.93%	16,893	NA	NA	NA	NA	21.01%	15,930
NIFTY Large Midcap 250 TRI (Benchmark)		85.91%	18,591	NA	NA	NA	NA	18.84%	15,241
Nifty 50 TRI (Additional Benchmark)		72.54%	17,254	NA	NA	NA	NA	17.24%	14,743
Axis Growth Opportunities Fund - Direct Plan - Growth Option	22-Oct-18	71.52%	17,152	NA	NA	NA	NA	23.14%	16,620
NIFTY Large Midcap 250 TRI (Benchmark)		85.91%	18,591	NA	NA	NA	NA	18.84%	15,241
Nifty 50 TRI (Additional Benchmark)		72.54%	17,254	NA	NA	NA	NA	17.24%	14,743
Axis Midcap Fund - Regular Plan - Growth Option	18-Feb-11	67.75%	16,775	17.77%	16,363	18.80%	23,676	18.27%	54,620
S&P BSE Mid Cap TRI (Benchmark)		92.98%	19,298	9.32%	13,078	14.95%	20,074	13.04%	34,573
Nifty 50 TRI (Additional Benchmark)		72.54%	17,254	14.58%	15,064	15.12%	20,228	11.64%	30,474
Axis Midcap Fund - Direct Plan - Growth Option	01-Jan-13	70.03%	17,003	19.29%	17,007	20.26%	25,171	19.72%	44,127
S&P BSE Mid Cap TRI (Benchmark)		92.98%	19,298	9.32%	13,078	14.95%	20,074	14.74%	31,092
Nifty 50 TRI (Additional Benchmark)		72.54%	17,254	14.58%	15,064	15.12%	20,228	12.95%	27,300
<b>Bottom 3 Funds</b>									
Axis Retirement Savings Fund - Conservative Plan - Regular Plan - Growth Option	20-Dec-19	20.49%	12,049	NA	NA	NA	NA	11.59%	11,506
NIFTY 50 Hybrid Short Duration Debt 25:75 Index (Benchmark)		22.56%	12,256	NA	NA	NA	NA	11.44%	11,486
NIFTY 10 yr Benchmark G-Sec (Additional Benchmark)		3.33%	10,333	NA	NA	NA	NA	6.67%	10,861
Axis Retirement Savings Fund - Conservative Plan - Direct Plan - Growth Option	20-Dec-19	22.62%	12,262	NA	NA	NA	NA	13.59%	11,771
NIFTY 50 Hybrid Short Duration Debt 25:75 Index (Benchmark)		22.56%	12,256	NA	NA	NA	NA	11.44%	11,486
NIFTY 10 yr Benchmark G-Sec (Additional Benchmark)		3.33%	10,333	NA	NA	NA	NA	6.67%	10,861
Axis Retirement Savings Fund - Dynamic Plan - Regular Plan - Growth Option	20-Dec-19	33.00%	13,300	NA	NA	NA	NA	15.69%	12,050
NIFTY 50 Hybrid Composite Debt 65:35 Index (Benchmark)		48.18%	14,818	NA	NA	NA	NA	15.52%	12,028
Nifty 50 TRI (Additional Benchmark)		72.54%	17,254	NA	NA	NA	NA	16.27%	12,128
Axis Retirement Savings Fund - Dynamic Plan - Direct Plan - Growth Option	20-Dec-19	35.46%	13,546	NA	NA	NA	NA	17.86%	12,340
NIFTY 50 Hybrid Composite Debt 65:35 Index (Benchmark)		48.18%	14,818	NA	NA	NA	NA	15.52%	12,028
Nifty 50 TRI (Additional Benchmark)		72.54%	17,254	NA	NA	NA	NA	16.27%	12,128
Axis Retirement Savings Fund - Aggressive Plan - Regular Plan - Growth Option	20-Dec-19	41.66%	14,166	NA	NA	NA	NA	15.09%	11,970
NIFTY 50 Hybrid Composite Debt 70:30 Index (Benchmark)		51.53%	15,153	NA	NA	NA	NA	15.75%	12,058
Nifty 50 TRI (Additional Benchmark)		72.54%	17,254	NA	NA	NA	NA	16.27%	12,128
Axis Retirement Savings Fund - Aggressive Plan - Direct Plan - Growth Option	20-Dec-19	44.00%	14,400	NA	NA	NA	NA	17.11%	12,240
NIFTY 50 Hybrid Composite Debt 70:30 Index (Benchmark)		51.53%	15,153	NA	NA	NA	NA	15.75%	12,058
Nifty 50 TRI (Additional Benchmark)		72.54%	17,254	NA	NA	NA	NA	16.27%	12,128

Data as on 31st March 2021.

^^Name of Axis Multicap Fund has been changed to Axis Flexi Cap Fund w.e.f. January 30, 2021.

**Past performance may or may not be sustained in future.** Calculations are based on Regular Plan - Growth Option NAV and Direct Plan - Growth Option NAV, as applicable. Different plans have different expense structure. Face value is ₹. 10 per unit.

Shreyash Devalkar is managing Axis Bluechip Fund, Axis Midcap Fund since 23rd November 2016, Axis Equity Advantage Fund - Series 1 since inception and Axis Flexi Cap Fund^^ since 20th November 2017.

Hitesh Das is managing Axis Growth Opportunities Fund, Axis Retirement Savings Fund - which includes Aggressive plan, Dynamic plan and Conservative plan, Axis ESG Equity Fund, Axis Global Equity Alpha FoF & Axis Special Situations Fund since inception. He also manages Axis Bluechip Fund, Axis Focused 25 Fund, Axis Flexi Cap Fund^^ since 2nd November 2020. He also manages Axis Mid cap Fund & Axis Small Cap Fund since 18th December 2020. He also manages Axis Greater China Equity Fund of Fund since inception.

Market caps are defined as per SEBI regulations as below: a. Large Cap: 1st -100th company in terms of full market capitalization. b. Mid Cap: 101st -250th company in terms of full market capitalization. c. Small Cap: 251st company onwards in terms of full market capitalization

**Disclaimer:** Sector(s) / Stock(s) / Issuer(s) mentioned above are for the purpose of disclosure of the portfolio of the Scheme(s) and should not be construed as recommendation. The fund manager(s) may or may not choose to hold the stock mentioned, from time to time. Investors are requested to consult their financial, tax and other advisors before taking any investment decision(s).

ICICI Securities Ltd.( I-Sec). Registered office of I-Sec is at ICICI Securities Ltd. - ICICI Centre, H. T. Parekh Marg, Churchgate, Mumbai - 400020, India, Tel No : 022 - 2288 2460, 022 - 2288 2470. AMFI Regn. No.: ARN-0845. We are distributors for Mutual funds. **Mutual Fund Investments are subject to market risks, read all scheme related documents carefully.** The contents herein above shall not be considered as an invitation or persuasion to trade or invest. I-Sec and affiliates accept no liabilities for any loss or damage of any kind arising out of any actions taken in reliance thereon.

**Statutory Details:** Axis Mutual Fund has been established as a Trust under the Indian Trusts Act, 1882, sponsored by Axis Bank Ltd. (liability restricted to ₹ 1 lakh). Trustee: Axis Mutual Fund Trustee Ltd.

**Investment Manager:** Axis Asset Management Co. Ltd. (the AMC). Risk Factors: Axis Bank Ltd. is not liable or responsible for any loss or shortfall resulting from the operation of the scheme.

**Mutual Fund investments are subject to market risks, read all scheme related documents carefully.**

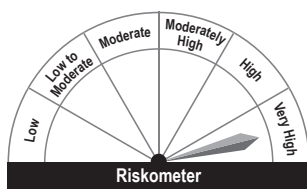
#### Axis Midcap Fund

(An open-ended equity scheme predominantly investing in mid cap stocks)

This product is suitable for investors who are seeking\*:

- Capital appreciation over long term.
- Investing predominantly in equity & equity related instruments of mid cap companies.

\*Investors should consult their financial advisers if in doubt about whether the product is suitable for them.



Distributed by

