

How to obtain Static IP from Google Cloud

Go to Google Cloud Console

<https://console.cloud.google.com/>



Google Cloud

IAM & Admin

Marketplace

Vertex AI

Compute Engine

Kubernetes Engine

Cloud Storage

BigQuery

VPC Network

Cloud Run

SQL

Security

View all products

Project

Search (/) for resources, docs, products, and more

Search

VPC networks

IP addresses

Internal ranges

Bring your own IP

Firewall

Routes

VPC network peering

Shared VPC

Serverless VPC access

Packet mirroring

VPC Flow Logs

You're working on project [My First Project](#)

Number: 495589023842 ID: tactile-oxygen-425316-m4

[Add people to your project](#)

[Set up budget alerts](#)

[Review product spend](#)

Explore the Gemini 2.5 model family

Try in Vertex AI

based on your interest in [General](#)

From the left-hand menu, go to VPC Network then Click on IP addresses

3

- VPC networks
- IP addresses**
- Internal ranges
- Bring your own IP
- Firewall
- Routes
- VPC network peering
- Shared VPC
- Serverless VPC access
- Packet mirroring
- VPC Flow Logs

IP addresses

All Internal IP addresses External IP addresses IPv4 addresses IPv6 addresses

VPC Network

IP addresses

An IP address makes an attached project resource available on another Google Cloud network or the Internet. You can attach an ephemeral address to a resource, or you can use a static IP address that never changes.

[Learn more](#)

Reserve external

Reserve internal

Click on Reserve external



Reserve external static IP address

Name *
staticip

Lowercase letters, numbers, hyphens allowed

Description

Network Service Tier ?

☒ Premium ?
Current project-level tier, [change](#)

☐ Standard ?

IP version

☒ IPv4

☐ IPv6

Type

☒ Regional

☐ Global
To be used with Global forwarding rules. [Learn more](#)

Region
asia-south1 (Mumbai)

Attached to

Some of the instances may be disabled due to the 'External IPs for VM instances' organization policy. [Learn more](#)

Reserve a New Static IP
Enter the following details:
Name: (Choose a name for the IP)
IP version: IPv4 (default)
Type:
Regional (for Compute Engine VM instances, internal load balancers)
Region: Choose the region of your VM or service (if applicable)



- VPC networks
- IP addresses**
- Internal ranges
- Bring your own IP
- Firewall
- Routes
- VPC network peering
- Shared VPC
- Serverless VPC access
- Packet mirroring
- VPC Flow Logs

← Reserve external static IP address

Type

☒ Regional

☐ Global

To be used with Global forwarding rules. [Learn more](#)

Region

us-central1 (Iowa)

Attached to

None

Some of the instances may be disabled due to the 'External IPs for VM instances' organization policy. [Learn more](#)



Static IP addresses not attached to an instance or load balancer are billed at a higher hourly rate. [Pricing details](#)

Reserve

Cancel


Equivalent command line


Equivalent REST


Click “Reserve”


The IP will now appear in the list and will remain fixed until you release it.





 VPC networks


 IP addresses


 Internal ranges


 Bring your own IP


 Firewall


 Routes

 VPC network peering

 Shared VPC

 Serverless VPC access


 Packet mirroring

 VPC Flow Logs


IP addresses


[Reserve external](#)[Reserve internal](#)[Refresh](#)[Release static address](#)


AllInternal IP addressesExternal IP addressesIPv4 addressesIPv6 addresses

 Filter

Enter property name or value






Name	IP address	Access type	Region	Type	Actions
staticip	34.93.191.102	External	asia-south1	Static	
<div></div>					

Select an address

Labels help organize your resources. For example, you can use labels to track costs: cost_center:sales or env:prod.

 No addresses selected



Google Cloud

Pinned products

API

APIs & Services

Pin

>

Billing

Pin

IAM & Admin

Pin

>

Marketplace

Pin

Vertex AI

Pin

>

Compute Engine

Pin

>

Kubernetes Engine

Pin

>

Cloud Storage

Pin

>

BigQuery

Pin

>

VPC Network

Pin

>

Overview

Security risk overview

Virtual machines

VM instances

Instance templates

Sole-tenant nodes

Machine images

TPUs

Committed use discounts

Reservations

Migrate to Virtual Machines

Storage

Disks

Storage Pools

Snapshots

Go to Compute Engine and click on VM instances

External IP addresses

IPv4 addresses

IPv6 addresses

Access type

Region

Actions

External



asia-south1


Select an address


Labels help organize your resources (e.g., cost_center:sales or env:prod).


No addresses selected.





 Compute Engine 


 Overview


 Security risk overview


Virtual machines 


 VM instances


 Instance templates


 Sole-tenant nodes


 Machine images

 TPU

 Committed use discount

 Reservations

 Marketplace

 Release Notes

VM instances

Create instance

Import VM

Refresh

Learn

Instances

Observability

Instance schedules

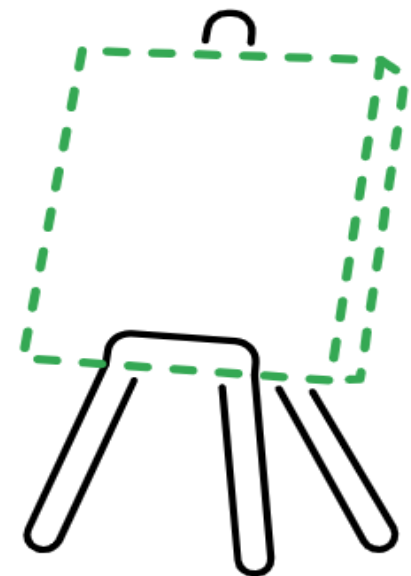
VM instances

Filter

Enter property name or value

?

⋮

<input type="checkbox"/> Status	Name ↑	Zone	Recommendations	In use by	Interact	Connect
						



- Machine configuration
e2-medium, asia-south1

- OS and storage
Debian GNU/Linux 12
(bookworm)

- Data protection
Snapshot schedules

- Networking
1 network interface

- Observability
Install Ops Agent

- Security

Machine configuration

Name *
instance-20250718-051152

Region *
asia-south1 (Mumbai)

Region is permanent

Zone *
Any

Google will choose a zone on your behalf, maximizing VM obtainability. Zone is permanent.

🔔 New C4 machine types with Titanium SSD and Xeon 6 (Granite Rapids) now in Preview

✓ Try new C4 machine types, including local SSD and bare metal variants, on the latest

[Try now](#)

✓ General purpose

Compute optimized

Memory optimized

Storage optimized

GPUs

Machine types for common workloads, optimized for cost and flexibility

Choose the Region as asia-south1(Mumbai)
IP Region should be same with VM

Monthly estimate

\$30.58

That's about \$0.04 hourly

Pay for what you use:
no upfront costs and
per second billing

Item	M
------	---

2 vCPU + 4 GB memory	
----------------------------	--

10 GB balanced persistent disk	
---	--

[Logging](#)

Create

Cancel

↔ Instance deleted

✕




- Machine configuration
e2-medium, asia-south1

OS and storage
Debian GNU/Linux 12 (bookworm)

- Data protection
Snapshot schedules
- Networking
1 network interface
- Observability
Install Ops Agent
- Security

Operating system and storage

	instance-20250718-051152
Type	New balanced persistent disk
Size	10 GB
Snapshot schedule [?]	default-schedule-1
License type [?]	Free
Image	 Debian GNU/Linux 12 (bookworm)

Change

2. Click on Change

Additional disks

+ Add new disk

+ Attach existing disk

+ Add local SSD

Container [?]

Monthly estimate

\$30.58

That's about \$0.04 hourly

Pay for what you use: no upfront costs and per second billing

Item	Monthly estimate
2 vCPU + 4 GB memory	\$29.38
10 GB balanced persistent disk	\$1.20
Logging	Cost varies [?]
Monitoring	Cost varies [?]
Snapshot schedule	Cost varies [?]
Total	\$30.58

[Compute Engine pricing](#) [?]



← Create an instance

- Machine configuration
e2-medium, asia-south1
- OS and storage
Debian GNU/Linux 12 (bookworm)
- Data protection
Snapshot schedules
- Networking
1 network interface
- Observability
Install Ops Agent
- Security

find what you're looking for? Explore hundreds of VM solutions in [Marketplace](#)

Public images

Custom images

Snapshots

Archive Snapshots

Existing Disks

Operating system

Windows Server

Version *

Windows Server 2025 Datacenter

x86/64, Server with Desktop Experience, x64 built on 20250710

Boot disk type *

Balanced persistent disk

Compare disk types

Size (GB) *

50

Provision between 50 and 65536 GB

✓ Show advanced configuration

Select

Cancel

1. Choose Operating system as Windows Server

2. Click on Select



- Machine configuration
e2-medium, asia-south1

- OS and storage
Windows Server 2025
Datacenter

- Data protection
Snapshot schedules

- Networking
1 network interface

- Observability
Install Ops Agent

- Security

Operating system and storage

Name	instance-20250718-051152
Type	New balanced persistent disk
Size	50 GB
Snapshot schedule [?]	default-schedule-1
License type [?]	PAYG (Pay-as-you-go)
Image	Windows Server 2025 Datacenter

If you are using Windows and intend to run additional Microsoft software, please fill out the [License Verification Form](#)

[Learn more](#) [?] about Microsoft license mobility requirements

Change

Click on Create

Additional disks

Create

Cancel

Equivalent code

Monthly estimate

\$68.96

That's about \$0.09 hourly

Pay for what you use: no upfront costs and no
billing

Item	Monthly cost
2 vCPU + 4 GB memory	
Premium image usage fee*	
50 GB balanced persistent disk	
Logging	Cost
Monitoring	Cost
Snapshot schedule	Cost



Compute Engine

Overview

Security risk overview

Virtual machines

^

VM instances

Instance templates

Sole-tenant nodes

Machine images

TPUs

Committed use discou...

Reservations

Marketplace

Release Notes

VM instances

Create instance

Import VM

Refresh

Instances

Observability

Instance schedules

VM instances

Now the Instance has been Created

Filter

Enter property name or value

<input type="checkbox"/>	Status	Name ↑	Zone	Recommendations	In use by	Internal IP	Ext	Connect
<input type="checkbox"/>	✓	instance-20250718-051152	asia-south1-c			10.160.0.4 (nic0)	34. (nic	RDP

Related actions

Fix data protection gaps

New

Assess data protection gaps at no cost. You can use the Backup and DR Service to configure VM backups with backup vault storage.

View billing report

View and manage your Compute Engine billing

Monitor VMs

View outlier VMs across metrics like CPU and network

14

VPC networks

IP addresses

Internal ranges

Bring your own IP

Firewall

Routes

VPC network peering

Shared VPC

Serverless VPC access

Packet mirroring

VPC Flow Logs

Now again go to VPC Network
and click on IP Adresses

Internal

Refresh

Release static address

Show info panel

Learn

All

Internal IP addresses

External IP addresses

IPv4 addresses

IPv6 addresses

Filter Enter property name or value

?

≡

<input type="checkbox"/>	Name	IP address	Access type	Region	Type ↓	Version	In use by	Subnetwork	Actions
<input type="checkbox"/>	staticip	34.93.191.102	External	asia-south1	Static	IPv4	⚠ None		⋮
<input type="checkbox"/>	—	10.160.0.4	Internal	asia-south1	Ephemeral	IPv4	VM instance instance-20250718-051152 (Zone asia-south1-c)	default	⋮
<input type="checkbox"/>	—	34.47.131.77	External	asia-south1	Ephemeral	IPv4	VM instance instance-20250718-051152 (Zone asia-south1-c)	default	⋮



VPC networks

IP addresses

Internal ranges

Bring your own IP

Firewall

Routes

VPC network peering

Shared VPC

Serverless VPC access

Packet mirroring

VPC Flow Logs

IP addresses

[Reserve external](#)[Reserve internal](#)[Refresh](#)[Release static address](#)[Show info panel](#)[Learn](#)[All](#)[Internal IP addresses](#)[External IP addresses](#)[IPv4 addresses](#)[IPv6 addresses](#)

Filter Enter property name or value

<input type="checkbox"/>	Name	IP address	Access type	Region	Type ↓	Version	In use by	Subnetwork	Actions
<input type="checkbox"/>	staticip	34.93.191.102	External	asia-south1	Static	IPv4	⚠ None		⋮
<input type="checkbox"/>	—	10.160.0.4	Internal	asia-south1	Ephemeral	IPv4	VM instance-20250718-051152 (Zone asia-south1-c)		⋮
<input type="checkbox"/>	—	34.47.131.77	External	asia-south1	Ephemeral	IPv4	VM instance-20250718-051152 (Zone asia-south1-c)	default	⋮

1. Click on Action of that static IP

2. Click on Reassign IP address

Reassign to another resource

Move to another project



VPC networks
IP addresses
Internal ranges
Bring your own IP
Firewall
Routes
VPC network peering
Shared VPC
Serverless VPC access
Packet mirroring
VPC Flow Logs

IP addresses

Reserve external

Reserve internal

Refresh

Release static address

Show info panel

Learn

All

Filter

Name

staticip

-

-

Reassign IP address

IP address

staticip (34.93.191.102)

Attach to

Filter Type to filter

None

instance-20250718-051152 (Zone asia-south1-c)

Cancel

OK

1. Choose created Instance

2. Click on OK



Overview

Security risk overview

Virtual machines

VM instances

Instance templates

Sole-tenant nodes

Machine images

TPUs

Committed use discou...

Reservations

Marketplace

Release Notes

Instances

Observability

Instance schedules

VM instances

Filter Enter property name or value

<input type="checkbox"/>	Status	Name ↑	Zone	Recommendations	In use by	Internal IP	Ext	Connect
<input type="checkbox"/>	✓	instance-20250718-051152	asia-south1-c			10.160.0.4	34.	RDP ▾

1. Now Again Goto Compute Engine and click on VM Instances

2. Click on Drop Down After RDP

3. Click Set Windows Password

Set Windows password

View gcloud command to reset password

Download the RDP file

Learn about Windows auth

Fix data protection gaps

New

Assess data protection gaps at no cost. You can use the Backup and DR Service to configure VM backups with backup vault storage.

View billing report

View and manage your Compute Engine billing

View outlier VMs across metrics like CPU and network

Configuring IP address... X



Set new Windows password

If a Windows account with the following username does not exist, it will be created and a new password assigned. If the account exists, its password will be reset.



If the account already exists, resetting the password can cause the loss of encrypted data secured with the current password, including files and stored passwords. [Learn more](#)

Username *



Cancel

Set

Click on Set



VM instances


Filter Enter property

☐ Status

Name

☐ [instance](#)
[051152](#)[\(nic0\)](#)[\(nic](#)

Related actions

 Fix data protection gaps**New**

Assess data protection gaps at no cost. You can use the Backup and DR

View and manage your Compute Engine billing

 Monitor VMs

View outlier VMs across metrics CPU and network

New Windows password

The following is the new Windows password for
Copy it and keep it secure. It will not be shown again.

Copy the password and save it somewhere and it will be used later



Close



VM instances

Filter Enter property name or value

Now click on RDP

<input type="checkbox"/> Status	Name ↑	Zone	Recommendations	In use by	Internal IP	Ext	Connect	
<input type="checkbox"/>	instance-20250718-051152	asia-south1-c			10.160.0.4 (nic0)	34. (nic)	<div>RDP</div>	<div>⋮</div>

Related actions

^ Hide



k overview

VM instan

Filter En

☐ Status

emplates

t nodes

nages

Related a

use discou...

Fix c

New

Assess data protection gaps at no

Engine billing

Monitor VMs

outlier VMs across metrics

and network

Connect using your RDP client

Use a remote desktop protocol (RDP) client to connect to this instance. If you are running Windows on your local machine, use Remote Desktop Connection. Other operating systems might require you to use third-party software. The first time you connect, enter the username and password that you provided when you created the instance.

Note: You must configure the network firewall to open TCP port 3389 to enable RDP access.


[Download the RDP file if you will be using a 3rd-party client.](#)

Now Click on
"Download the RDP
file if you will be using
a 3rd-party client" and
your file will be
downloaded

Cancel



- Downloads
- Documents
- Pictures
- Music

Name	Date modified	Type	Size
Today			
 instance-20250718-051152	18-07-2025 11:15	Remote Desktop Con...	1 KB
Yesterday			

Now click on the instance that you have downloaded



Remote Desktop Connection security warning




The publisher of this remote connection can't be identified. Do you want to connect anyway?

This remote connection could harm your local or remote computer. Do not connect unless you know where this connection came from or have used it before.



Publisher:	Unknown publisher
Type:	Remote Desktop Connection
Remote computer:	34.93.191.102

☐ Don't ask me again for connections to this computer

 Show Details

Now Click on Connect

Connect

Cancel





Windows Security



Enter your credentials

These credentials will be used to connect to 34.93.191.102.

amrit9a

Password

.....

☐ Remember me

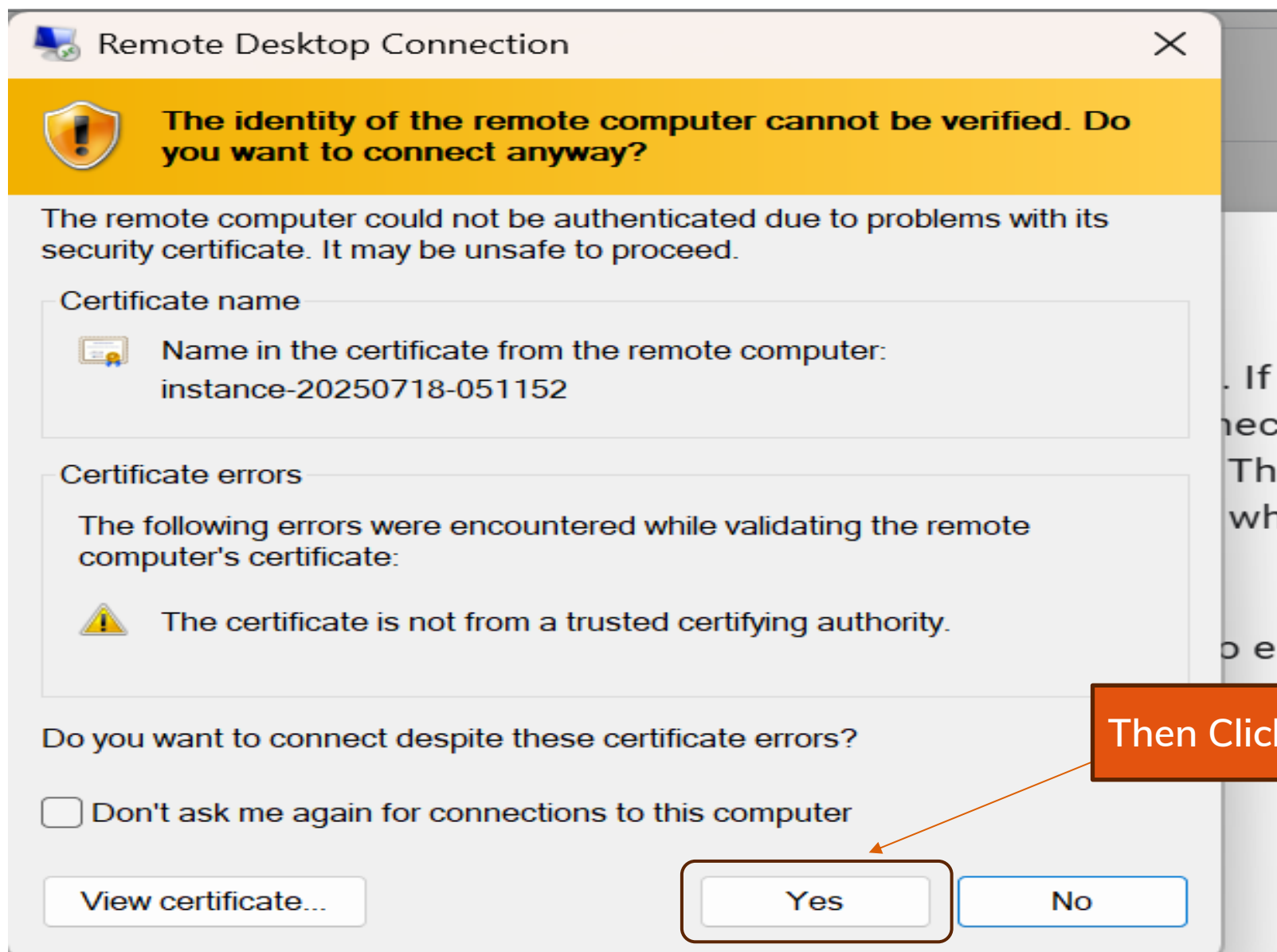
[More choices](#)

OK

Cancel

Now give the Password that
you have copied earlier and
Click on OK







Then Window will Appear



[ICICIdirect Home](#)[Breeze Documentation](#)[B2B Documentation](#)[Breeze Community](#)[Breeze Python SDK](#)[Breeze C# SDK](#)[Breeze JS SDK](#)[Home](#)[Register an App](#)[View Apps](#)[Webhook](#)[FAQ's on static IP](#)[How to get Static IP](#)

Register App

App Name*

Redirect URL*

Primary IP Address* ☐

Secondary IP Address

Submit

Click on "Register an App"
and insert your Static IP here

[Disclaimer](#)

Thank You

In case of any queries, please write to us at breezeapi@icicisecurities.com